






# FAITHFULLY YOURS



EST. 1954



Geelong Obedience  
Dog Club Inc  
PO Box 186  
Geelong 3220

MAY 1998  
Issue No 82

## ADVERTISING RATES

AS FROM MARCH 1993:

All advertisements will be restricted to Half A4 page size with a limit of 12 advertisements per issue.

12 months	\$75.00
6 months	\$50.00
1 edition	\$25.00

Half page "Vale Notices" and "Title Notices" are free with the owner supplying the print. PLEASE ensure that it is handed to the Newsletter Editor by the closing date or they will not be included in the current newsletter.

Advertising copy is accepted at the discretion of the Club Committee

### Letter To The Editor

There are often times when you would like to thank someone for an extra effort or a job well done and it is with this in mind that the Letter to the Editor Column has been added to the Newsletter. This is not a complaints column as these should be dealt with at an appropriate meeting. So if you want to show your appreciation or write on general interest subjects be ready for the next Newsletter.

### For Sale/Wanted to Buy


This column is available to members who may have odd items at home they wish to sell or items they wish to buy. Ads will be restricted to 1/3 the width of a page and five lines deep and the cost will be \$2.00 per issue. We will not accept ads for puppy litters or rehoming dogs and the column is not for commercial use. Ads must bear the advertiser's name and phone number.

## IN THIS ISSUE

for

**May 1998**

Agility Title	
Diogenes Jackpot Cd Ad "Toby" --	16
Birth Notice - Logan R McLennan	18
Book Review -----	9
Certificate Passes -----	10
Club Calendar -----	1
Committee Members -----	2
Display Team Report-----	4
Dog World Challenge -----	23
For Sale -----	15
For those born before 1945 -----	18
Index-----	1
Letter to the Editor-----	19
Managing your dog on a Halter----	19
Membership Renewal Form -----	30
Membership Renewal Notice-----	29
Minutes - General Meeting -----	6
Natural Flea Remedies -----	13
New Members -----	10
Presidents Report -----	3
Puppy Classes -----	4
So Which Bone are you-----	16
So you've got yourself a puppy ----	24
Spirit of the West Challenge-----	5
The Mutt-----	11
Tit Bits -----	12



How could you not love Him/Her?

# GEELONG OBEDIENCE DOG CLUB INC.

## Committee for 1997/98

PRESIDENT	Anton Pape	5255 1618	Public Officer
VICE-PRESIDENT (1)	Colin Humphreys	5282 2683	
VICE-PRESIDENT (2)	Arthur Thorogood	5248 7287	
SECRETARY	Pam Convery	5229 0145	
TREASURER	Jim Ball	5248 4154	Property Officer
ASS SECRETARY/ TRIAL SECRETARY	Janelle Convery	5229 0145	Bar Manager
GENERAL COMMITTEE			
	Leoni Kelleher	5243 1277	Social Secretary
	Fred Lehrmann	5221 5318	Grounds Manager
	Linda Mafartia	5241 5135	Hall Manager
	Helen Read	5248 4889	Publicity Officer
	Vacant		Ass Hall Manager/ Ass Grounds Manager
NON COMMITTEE			
	Phyllis Bergin		Librarian
	Desma Dickeson	52 789 585	Training Supervisor/ Display Team Leader
	Michael Foord	5261 4752	Raffle Steward
	Wendy Ganly	52 781 800	Newsletter Editor
	Sylvia Noblett		Ass Librarian
	Ray Rogers	52 755 271	Shop Manager

---

The opinions expressed in this newsletter are not necessarily those of the Editor or the Geelong Obedience Dog Club Inc. All committee and Sub-Committee reports bear the name of the respective officer.

---

All correspondence should be addressed to:-

THE SECRETARY  
PO BOX 186  
GEELONG 3213

CLUBHOUSE PHONE NUMBER  
(03) 5243 4555

# REPORTS - REPORTS - REPORTS

## PRESIDENTS REPORT

I'd like to welcome the new members who joined the Club in the last two months. I hope that you will enjoy your stay with us and that you'll be successful in training your dog. If you have any problems with your training or not happy in your class, please see your instructor, training supervisor or come and see me; but please, don't just stay away, and that applies to all members. We are happy to help you.

On the 2nd May we had our Back-to-Back Agility Trail which was quite successful. I would like to thank the following members for helping me - Shirley Welsh, Peg Pope and Wendy Ganly for making the coldslaw. Thanks to Pam and Janelle Convery for organising food for the Judges and Stewards. Also thanks to those who helped at the Working Bees and on the day of the trail.

And now on a more serious note, at our last General Meeting we had to accept, and may I say with much regret, the resignation of Committee Member and Grounds Manager, Fred Lehrman. consequently we do not have a grounds manager at the moment. And as for the committee we are 3 members short i.e. Grounds Manager, Canteen Manager and Assistant Hall Manager or Assistant Grounds Manager.

So I hope that we can find some members who are willing to take up those positions. The work can't be done by just a few people. Talk to me, give me some good news!

In the meantime I wish you good health and happy training.

Anton Pape  
President

## TRAINING SUPERVISOR

Well, another testing day has come and gone and despite the inclement weather there were only 1-2 absentees from the classes being tested. A special thank you to all the instructors and their stewards who worked hard to see that everyone got a "fair go" and spent hours standing in the cold weather.

I hope everyone is now working hard in their new classes - if you put the hard work in consistently and be patient you will achieve results - if not - the lack of results will also be evident!

Dick Wiltnick has offered his expertise to help iron out the problems in the up-coming basic classes where he is available - the offer is greatly appreciated!

A workshop for committee and instructors was held by Lea Coagley on 9th May - I was late due to commitments but found parts of the afternoon quite interesting although the practical session was very disappointing - I expected much more time given to this aspect of training!

There will be a Flyball Demo given by Keilor Dog Club on 14th June for people interested in learning more about this fun pastime. More on this later.

Congratulations to Joan Brophy who passed her instructors test on 10th May after a long hard "slog" - thanks to Colin and Bruce - the main "Testers."

Leonie's trial class seems to be enjoying a variety of exercises - the dogs in surrounding classes think so too as they watch the fun with great interest!

It's great to finally have some small jumps in puppy class for their enjoyment and also to see some Open and UD Classes showing Class 2 handlers pointers i.e. - retrieving - keep up the good work, group!!

Stay tuned for further developments but for now keep training and enjoy your dogs.

**REPORTS - REPORTS - REPORTS cont...****DISPLAY TEAM**

Display was held at Ocean Grove school on 21st March and after a shaky start, all went well. After we had packed the gear away our president bought coffee for those of us who remained at the fair. Thank you Anton!

The following day, which was an extremely hot, nasty day, we attended an open day at the Newtown Vets, by request, with several of our dogs. I doubt we will ever repeat the visit due to the non-existence of good manners by those who organised the day! There was no extra water offered to our dogs and no Thanks or acknowledgment forthcoming from organisers - not even a free "goodie" sample for our canine companions that supposedly everyone attending the said open day received!! Pretty poor treatment from those who should know better!!

On 29th March we again ventured forth to "display" at Christ the King school fete - an obedience display only which went well and the team look really great in the new uniforms. Several members and dogs have joined me in visiting some of the day hostels and nursing homes over recent months to visit the residents - the dogs are a huge success and thanks to Joan and Boris, Wendy and Scotty, Peg and Whisky, Pam and Brodie and Janelle and Toby and Dekota (who accompanies me now) for giving up precious free time to make these visits possible - sometimes with very short notice. Thank you all.

That's all for now

Desma Dickeson


Training Supervisor and Display Team Manager

# Animal Instincts

Shop 4, 346 Pakington Street (River End)  
NEWTOWN 3220

Phone/Fax: (03) 5222 6986

EXCLUSIVE  
PET  
FASHION  
AND  
ACCESSORIES



EXTRA  
ORDINARY  
GIFTWARE  
FOR  
LOVER'S  
OF  
CATS AND  
DOGS

## IT'S PET HEAVEN!

## SPIRIT OF THE WEST RESULTS

### Saturday 4 April 1998

#### *Puppy Class*

1st Pam Convery & "Brodie"

#### *Class 1a*

2nd Georgina Deans & "Ruby"

3rd Susan Watkins & "Sidney"

#### *Class 1b*

2nd Diane Miller & "Celine"

3rd Craig Walter & "Riana"

#### *Class 2*

1st Linda Marfatia & "Merlin"

#### *Class 3*

1st Andrew Wallace & "Misty"

3rd Balinda McLennan & "Kirra"

#### *Veterans*

1st Joan Brophy & "Boris"

3rd Diane Miller & "Matt"

3rd Melanie Szocs & "Ben"

**Final Result** - Geelong got to bring the Wooden Spoon back down the highway for another year.

## TRIAL SECRETARY'S REPORT

The Spirit of the West has come and gone again for another year with 52 Geelong members taking the trip down the highway to represent their club and fight for the shield. For the first time it was decided that we run the Spirit of the West as a twilight which seemed to go over well amongst the competitors with presentation being held under Werribee's new light at about 7.00pm. With all but the two highest classes counting it was a pretty even competition with Werribee coming out triumphant and us having to bring the Wooden Spoon back down the highway.

I must say that I was disappointed at the support of the Instructors and Committee. At the close of entries on Sunday 29 March I had 1 Instructor who had volunteered to Judge/Steward with 1 other who was actually entered.

Our Back to Back Agility trial was on Saturday 2 May. With this being the first time that our Club has run an Agility trial with Novice, Open and Masters it was be a great day even to be a spectator. Club members gained passes in the morning in Novice and Open with Tina Camm and Sharne gaining their second pass in Novice and John Corrigan and Misty gaining their first pass, in their first trial, in Open. In the afternoon we only had 1 pass, this was in Masters with John Corrigan and Jake gaining their sixth and second last pass towards their ADM. Another huge highlight for the day was that the first Victorian ADM was gained at our trial, this was done by Sian Camassa and Zeus from Sunbury Obedience Dog Club and a huge congratulations goes out to this team from our Club.

I would also like to remind triallers that it is your responsibility to notify the Office of any titles that you gain if you wish to receive a Title Medallion at the end of the year. Also with Trial Results you must hand all your details to the Editor (Wendy Ganly) yourselves. Even if we know about your titles or results or are in attendance at the particular trial it is still your responsibility to inform the appropriate authorities of your own results.

Janelle Convery - Trial Secretary

**GENERAL MEETING****21 April 1998**

Meeting opened at: 8.05 pm

Apologies - W Ganly, P Pope, P McCormack, M McNair, J Brophy, B &amp; A Thorogood, L Robinson

Acc: D Dickeson

Seconded: L Kelleher

Minutes of the previous General Meeting as distributed in the Newsletter were taken as read

Acc: J Convery

Seconded: D Dickeson

**Business arising from the Minutes**

Nil

Correspondence Out: Nil

Correspondence In: C Davies, M Black, Roses by the Sea, Keilor O D C re Flyball demo, St Margaret's Primary School, G A W S, M Smith..

Acc: J Convery

Seconded: L Kelleher

**Business arising from Correspondence**

1 Keilor O D C re Flyball Demo – Discussion deferred to General Business.

2 Proposed motion by M Smith deferred to General Business

**Treasurer's Report**

J Ball read report and asked that the report be accepted and all accounts passed for payment

Acc: C Humphreys

Seconded: K Devlin

**Other Reports****Canteen Manager** – A Pape gave a verbal report on the Canteen and said that it had been decided to offer a free sausage sizzle and tea and coffee on the Promotion Day**Grounds Manager** – F Lehrmann in a written report, thanked M Brieberg for his help in clearing branches from the grounds and also submitted his resignation as Grounds Manager. Written report attached.**Hall Manager** - Nil**Publicity Officer** – H Read asked if new brochures were ready as Vets were waiting on them. P Convery said they would be printed in the coming week.**Raffle Steward** – Verbal report given**Social Co Ordinator** – L Kelleher read written report. Report attached

**Training Supervisor/Demo Team Leader** – D Dickeson read written reports for both and both reports are attached.

**Trial Secretary** – J Convery read written report. Report attached.

Acc: L Marfatia

Seconded: C Young

### **General Business**

1 **Motion from Correspondence In.** Discussion was opened re contents of the motion. Various points were raised regarding the need to add more interest to classes and the expansion of training and the need to update Agility equipment at a future date. J Ball spoke on our disappointing results at the Spirit of the West. Motion was reread - M Smith moved 'that Geelong Obedience Dog Club set aside \$6,000 to purchase equipment for general use. I envisage this equipment being used to broaden the scope of our training in all class areas'

Seconded: W Ganly

Carried by majority

2 Discussion was then raised as to how this money would be spent. Various points were raised including the time it takes to make a decision and then the wait to take it to a meeting resulting in several months passing before anything is achieved. J Convery moved 'that we form a Sub-Committee to decide how this money will be used'

Seconded: W Ganly

Carried by majority

Sub-Committee to consist of D Dickeson, J Convery, L Marfatia, L Kelleher, C Young.

3 **Letter from Keilor Obedience Dog Club re Flyball deferred to General Business.** W Ganly as Chairperson of the Flyball sub-committee suggested that the Flyball Demonstration by Keilor Obedience Dog Club be held between 10.00 am and 11.30 am on Sunday June 14 allowing members from both sessions to attend and that it should be well advertised. Meeting agreed. F Lehrmann moved 'that we donation \$100.00 to Keilor Obedience Dog Club'

Seconded: H Read

Carried

4 H Read suggested that the Club needed an Equipment Officer who would be responsible for all Club equipment, which would lessen the workload of the Grounds Manager. After some discussion. H Read moved 'that a person on Committee be appointed as Equipment Officer of Geelong Obedience Dog Club to be responsible for the upkeep of the Club training equipment'

Seconded: F Lehrmann

Carried by majority

5 H Read then asked F Lehrmann if he would withdraw his resignation. F Lehrmann declined.

6 F Lehrmann said that the deadlock had been left off recently and that the heater fan had been left on. Committee were reminded of the checklist near the door.

7 D Dickeson asked if Council could be approached regarding the addition of a sign on Breakwater Road intersection directing members to G O D C. P Convery to investigate.

8 A Pape reported on the Barwon Water account and said that at present we were being charged for all water used. The Council had recently notified us that water used for grounds maintenance would be paid for by the Council. Genevieve Cooper (COGG) is presently looking into this for us.



9 W Ganly read a written report from the Microchipping Day. Report attached to Microchipping File for future reference. H Read moved 'that the Microchipping Sub-Committee be disbanded with thanks to all members for their contribution to the success of the day'.

Seconded: J Convery

Carried

As there was no further business

Meeting closed at: 9.25 pm

GEELONG OBEDIENCE DOG CLUB INC.

### *Puppy Classes Bookings essential*

THURSDAY EVENINGS 7.00 PM  
BREAKWATER ROAD BREAKWATER

*Puppy Socialation Owner Education and  
some basic Obedience Training*

Contact: Desma Dickeson 5278 9585

## Robin Ave Pet Food Supplies

Beef Mince  
\$1-60 Kg  
Min 2Kg

68A Robin Ave Norlane

Ph 52 756-801



Open Monday-Friday 9-6

Saturday 9-1

With Every \$10 Purchase Be In The Draw  
For A \$20 Pet Food Voucher  
Free Delivery Min.\$10 Order

Pure Chicken  
Mince  
20kg  
\$14-50

Jan 1999.



**MUST PRESENT COUPON**

## BOOK REVIEW

by Phil Bergin

### *WHO'S THE BOSS*

*Val Bonney*

I had prepared a review on this large print, cartoon illustrated, easy to read book, but on turning to the back page I read some reviews by obedience experts so I'll let them speak.



Gary Sommerville is a full time panel judge with ANKC and a successful obedience trialler, having trialled 6 dogs to U.D. titles, and even won 189 trials with one dog.

His comments were:

"It is a real gem, and one can constantly refer to it when a problem arises," and "in 2 hours you can learn to be an expert and responsible dog owner. I found nothing to criticise in this masterpiece and say without hesitation no-one will fault with it."

Honey G. Richardson member exec council G.S.D.C., Aust. and chairperson Obedience Sub Committee states:

"This, I found is a book with impact. A clear message and helpful advice to every dog owner. Perhaps quite an eye opener to some old hands too."



### *BITE BUSTERS*

*Susan Wilson*

Does the thought of being confronted by a vicious dog send shivers up your spine?

Why do dogs bite? what action would you take if attacked? Which breeds are most likely to attack?

Susan Wilson's book presents direct and workable means of gaining confidence needed to handle dogs safely, especially for those who regularly come in contact with other people's dogs e.g. postal workers, meter readers, obedience instructors and veterinarians.

Her methods are used with many organizations including South Australian Police, Australian Electoral Commission, Energy Australia, R.S.P.C.A. (New Zealand) and many others.

## Dog Shop

Sweat Tops - provide your own and have the Club's emblem put on for only \$6.50

Forgot your Training aids?


Need a Car harness for your four legged friend?

Or maybe a lead, correction chain or fixed collar?

What about a squeaky toy, ball on a string, frisby?

Is the dogs lead looking a bit tatty?

Visit the Dog Shop.



## NEW MEMBERS

The Committee and Instructors would like to welcome the following members and we wish them well with their training.

### 15 March 1998

Lloyd Deans	Gerald Wilson	Sutherland Family	Meeke Family
Morrison Family	Aaron Dawson	Perme Harrison	Neville Trevena
Hooper Family	Porter Family	Roslyn Edsall	
Angelika Spee/Graham Dickson			

### 2 April 1998

Horvath Family	Bushell Family	Langenberg Family	Rush Family
Nicole Noblett			

### 19 April 1998

Pearl Plunkett	Sharon Attwood	Metcalf Family	Adam Wade
Lynch Family	Mark Gerzee/Kate Morrow		Kershaw Family
Fiona Vizard-Sharp/Christopher Sharp		David Bauzon	Ann Korzeniewski
Susie Colless	Lindsay Brunton	Michelle Muilman	Allan Family

### 3 May 1998

Debbie Edmondson	Graham Richards	Marion Lowther/Gayle Connor	
Karen Shier	Quelch Family	Brian Voysey	Barraccough Family
Lynne Taylor	O'Connor Family	Chris Revie	William Ardeu
Mariesa King	Arwin Long	Natalie Temple	Kim Heffernan
Tina Duretto	Linda Hunter	Debra Baillie/Yvonne Berrie	

### 7 May 1998

Corrie McIntyre	Nicola Maher	Migliorelli Family	Marjorie Haberman
-----------------	--------------	--------------------	-------------------

### CERTIFICATE PASSES - 26 April 1998

#### *Beginners Certificate*

Harley Mackenzie & "Nina"	Matthew Jackman & "Molly"	Michelle Jackman & "Wilbur"
Joy Fawcett & "Kate"	Lawrence Butler & "Punch"	Michael Svaljek & "Angel"
Sylvia Noblett & "Jade"	Ann Hill & "Lochlan"	Athol Poustie & "Bonnie"
Jenny Kloester & "Lladro"	Monica Smith & "George"	Peter Fawcett & "Jackson"
Kylie Pope & "Rani"	Noriko Shibata & "Momo"	Doug Miles & "Oscar"
Julie Reynolds & "Penny"	Chris Bromley & "Arnie"	Peter Gleode & "Hooch"
Leanne Deller & "Queenie"		

#### *Merit Certificate*

Louise Robinson & "Stobar Pieter 'A'Z"	Kim Mika & "Chase"
Claire Fisher & "Shaka"	Andrew Wallace & "Misty"
Alicia Evans & "Coby"	Sarah Rose & "Boomer"
Eileen Tomkins & "Doolie"	Chris Shields & "Rodchere All In favour - Ben"
Julie Devlin & "Angel"	Veronica Szocs & "Muffin"
John Paterson & "Dexta"	Fiona Mackey & "Thomas"
	Carolyn Hogan & "Spook"
	Alys Jacobs & "Caleb"
	Alison Gowans & "Jemima"

#### *Basic Obedience*

Lynne White & "Darcy"	Diane Miller & "Aust Ch Milangimbi Poetrymotion"
-----------------------	--

# THE MUTT

## **HISTORY OF THE BREED**

The early history of this breed was never documented and its background remains shrouded in doubt, however, it is believed to have originated in Upper Mongrelia. Indeed, in some circles, they are still referred to as mongrels. It is thought that they were originally bred for blood-sports, hence the expression "bloody mongrel".

As man spread over Asia and Europe, so went his dog, until eventually the wandering caravans reached the small mid-European nation of Bitzenstein. According to the legend, this is where the true origin of the Mutt began. Apparently, during the eleventy-fifth century, the thirteenth Earl of Heinz was trying to breed the perfect crossbow dog using the national dog of Bitzenstein, the Bitzer. Under a carefully controlled, accidental breeding programme, the Earl crossed the Bitzer with 56 other breeds, all without success, and finally, for the 57th variety, he crossed the Bitzer with a Mongrel and produced the perfect Muttation.

The Muttation, or Mutt as it is commonly known today, has since become an excellent all-round working, sporting and guard dog as well as being a lovable family pet.

## **CHARACTERISTICS OF THE BREED**

The Mutt is a delicately robust, over-active breed with a gently nature. They make tremendous family pets except for their unfortunate habit of causing divorce. They are always willing to work unless they don't feel like it and like nothing more than pleasing their owners, except food, other dogs and strangers. The Mutt is aggressively shy and has a savage streak of tenderness but it is its desire to serve its owner which makes it the most popular breed around today. Many Mutts help cultivate gardens, aerate lawns and prune shrubs without even being told to, they just want to be helpful.

## **ESSENTIALS OF THE BREED**

The head should be well set at the end of the neck, directly behind the nose. The muzzle should be just long and wide enough to comfortably hold the tongue and teeth. Eyes should be two, one on each side of the face.

The body length, in comparison to the dog's height, should be exactly variable. The feet should be evenly distributed, one per leg, and the legs should be just long enough to reach the ground. The hind legs should be at the same end as the tail and should be more bent than the front legs. The tail should be long, unless it is short and should be either furry or smooth. The coat can be either single or double but must be on the outside.

The colour is any shade of black, brown or white or any combination of the three, however, purple is not acceptable.

Male Mutts should be between 2 and 62 inches at the shoulder. Bitches are slightly smaller or aren't.

People contemplating the purchase of a Mutt or Mongrel or Bitzer should be very wary of imitations. There are many unscrupulous breeders around who will try to pass off a common mixed breed as a Pure Mutt.

# WHAT'S ON

Mark July 11, 18 and 19 in your calendar. It's Obedience Trial time. Can you spare an hour or two to help tidy up the grounds and club rooms in preparation for our Obedience Trial on July 19. Maybe you can bake a cake or two, be a Steward if you're a VCA member, mow the grass, trim the trees, clean a window or two, help in the canteen, maybe even donate a prize for the raffle. Can you think of some way YOU can Help!

## GENERAL MEETINGS

commence at 8pm unless otherwise advised. ALL attendees are requested to contribute to the supper table, otherwise you'll be relegated to kitchen

## Club Calendar

Sun	31 May	Newsletter - Puppy and Class 1 Intake
Tues	2 June	General Meeting - 8 p.m.
Thur	4 June	Puppy Kinder - for puppies approx 8-16 weeks
Sun	7 June	Queen's Birthday Weekend - NO TRAINING
Sun	14 June	MEMBERSHIP RENEWALS OPEN - Puppy Intake
Mon	22 June	Instructor's Meeting
Sun	28 June	Stocktake for all departments - End of Financial Year
Wed	1 Jul	NEW MEMBERSHIP YEAR BEGINS
Thur	2 Jul	Puppy Kinder - for puppies approx 8-16 weeks
Sun	5 Jul	Puppy and Class One Intake
Mon	6 Jul	Entries Close - Open Obedience Trial
Tues	7 Jul	Committee Meeting - 8.00 p.m.
Wed	8 Jul	Newsletter Closes
Sat	11 Jul	Trial Working Bee
Sun	12 Jul	Promotion Day
Sat	18 Jul	Trial Working Bee
Sun	19 Jul	Open Obedience Trial - NO TRAINING
Sun	26 Jul	Puppy Intake - Newsletter
Mon	27 Jul	Instructor's Meeting
Frid	31 Jul	Membership Renewals Close - new Joining Fee applies

## Agility and Obedience Trials

### AGILITY

	Closing	Actual
East Gippsland Obedience Dog Club Inc.....	22 May .....	Jun 7
Gippsland Obedience Dog Club.....	22 May .....	Jun 8
Croydon & District Obedience Dog Club.....	31 May .....	Jun 14
Please Note: Schedule for Croydon not in VicDog Magazine contact Sue on 9739 1944		
Sunbury & District Obedience Dog Club Inc.....		Jul 11

### OBEDIENCE

	Closing	Actual
Bairnsdale Dog Obedience Club.....	22 May .....	June 6
East Gippsland Obedience Dog Club Inc .....	22 May .....	June 7
Gippsland Obedience Dog Club .....	22 May .....	June 8
Broadmeadows Obedience Dog Club Inc.....		June 28
Sunbury & District Obedience Dog Club.....		July 11
German Shepherd Dog Club of Victoria Inc .....		July 12
GEELONG OBEDIENCE DOG CLUB Inc.....	6 July.....	July 19



This article is reprinted from Bendigo Obedience Dog Club "Recall" Newsletter - April 1998

### *SOME NATURAL REMEDIES TO CONSIDER FOR FLEA CONTROL*

- \* Wash dog and bedding in Woolmix. The eucalyptus smell repels fleas.
- \* Place a few drops of eucalyptus oil in a spray bottle and top up with water. Lightly spray your dogs coat and bedding on a daily basis.
- \* Scatter dried Penny Royal, Cedarwood shavings or Pine needles on and under your pets bedding, or stuff the bedding material into a large cushion with dried insect repelling herbs including Penny Royal, Stinking Roger, Wormwood, Tansy or native Peppermint.
- \* Dust pets bedding once a week with this homemade powder, or sprinkle over carpets and wait one hour then vacuum up.

Combine 3 drops of each of the following:- Penny Royal oil, Eucalyptus Oil, Cedar Wood Oil Add 9 drops of Citronella Oil Add the oils to 500gms Bicarbonate of Soda Store in an airtight container ready for use
--

- \* Mineral Turps sprayed from an atomiser on the BACKS of mats after cleaning will keep fleas and silver-fish away.
- \* Plant Penny Royal plants around the dog kennel as it repels fleas.
- \* Catnip rubbed into dogs/cats fur can be effective.
- \* Fennel and Wormwood also repel fleas.
- \* Fumigation may be carried out by placing flaked Naphthalene on the floor at a rate of 2kg per 10 square metres and leaving treated areas sealed for 48 hours.
- \* A sprinkle of garlic once or twice a week in the dogs meal has been reported to help keep fleas at bay. The smell of the garlic stays in the dogs skin and repels fleas. No, your dog will not have garlic breath! Any garlic consumed by a dog is undetectable to humans.

---

### **SOME FLEA TRIVIA.....**

Fleas mate for nine hours at a time, resulting in female fleas laying up to 50 eggs a day and up to 2,000 in a lifetime.

When fleas attach themselves to a host they indulge themselves in an orgy of feeding and sex until they die of exhaustion! Generally, this takes about a week.

Female fleas can also suck up to 15 times their own body weight in blood and secrete faeces for flea larvae to feed on. Dogs infested with fleas carry these fleas faeces throughout the house and yard.

An adult flea can jump up to 116 times its own height in search of a host animal.

A flea can live and breed on an animal for 100 days.

A flea can accelerate 50 times faster than a space shuttle, and some can jump 150 times their own length. That compares to a human jumping 1,000 feet.

The world's oldest flea has been found in Australia. Dated to 200 million years old, the fossil shows little difference from today's flea.

Fleas can wait as long as eight months without any food waiting for an animal to pass which it can use as a meal.


**TRIAL RESULTS**


**AGILITY**KNOX

J &amp; P Conveyey

Diogenes Jackpot CS "Toby"

Novice

3rd Pass - AD  
4th PlaceALTONA

Tina Camm

Simply Sharne CSX

Novice



2nd Place

**OBEDIENCE**WARRNAMBOOL

Wendy Ganly

Mister Scotty

Novice

1st Pass

CROYDON

Libby Hotchin

Sorchha

Novice

1st Pass  
3rd PlaceWARRINGAL

Libby Hotchin

Sorchha

Encouragement

1st Pass  
1st PlaceBORDER COLLIE CLUB

Libby Hotchin

Sorchha

Encouragement

2nd Pass  
1st Place

-24-



- ALL VETERINARY SERVICES
- VETERINARY ACUPUNCTURE
- GROOMING AND HYDROBATH

Veterinary Surgeons: Dr Ulrike Wurth, B.V.Sc. Dip. Ac.  
Dr. Rodney Collins, B.V.Sc.

**Tel: 5243 0077      24 Hours**

**88 Barrabool Road., HIGHTON**

# FOR SALE

## Coats for the Winter

Green Dri-za-bone type 3/4 inch coat with hood Size: 12/14 - Price: \$80; Beige/bone Long Trench coat Size: 12/14 - Price: \$50; Cyclamen lined, short Rainbird coat with hood Size: 14 - Price: \$40; Turquoise short wind/waterproof coat & hood Size: 14 - Price: \$20

Contact Audrey on 52 743 052

## 4 Berth Dog Trailer

Fibre Glass Roof, 12 months Registration, Very Good condition; Price: \$1500 ono

Contact Wendy Bartels on 5229 6546

## Kennel

Painted treated pine in heritage cream, green and burgundy colours; Green Stainmaster carpet inside. Dimensions: 80 cm Wide x 80 cm D x 90 cm H. Price: \$45

Contact Gen and Ross Arblaster on 5229 8281

## More Coats for the winter

Dri-za-Bones - 1 x Brand new \$100; 1 x 2nd hand \$50 (2nd hand one hardly ever worn)

Contact Phone: (B) 52331 5995 (H) 5243 1277

## Less responsibility for responsible dog owners.

### The Service....

- Your Trophy Veterinary Nurses main concern is the well-being of your dog's health.
- She will give your dog a full health check **every month Free.**
- She will deliver your dog's food and health-Care to **your home Free.**
- Vaccinations, Intestinal worming, Heart worm prevention and flea control are all Free.

### The Food....

"We have been feeding our dogs, as well as the other dogs we board, with Trophy Pet Food for over a year. The dogs love the food and look terrific. People picking up their pets from the kennels always comment on how good their dogs look after their holiday."

*Tony & Ann Bulke,  
Coolangatta Pet Motel.*

*Show & Trial Judges and Breeders of Golden Retrievers.*

- Trophy Dog Food exceeds the world's highest standard in dog food (AAFCO) by 97.89%. It is of similar quality to other *Vet endorsed* Premium Quality dog foods. (*most of which are imported from U.S.A*)
- Trophy dog food is made in Australia and 100% Australian owned.
- Trophy dog food is 100% natural (*no artificial flavour or preservatives*)
- Trophy Premium Quality Dog Food is **Vet endorsed.**

### Your Convenience, Peace of Mind and \$ Saving...

- You no longer have to lug dog food around the supermarket or cook-up special menus.
- You no longer have to worry about your dog receiving a healthy nutritional diet, a diet suitable for your dog.
- You no longer have to shop around for the right medication or remember when it was due.
- You no longer have to pay or take your dog to the Vet for vaccinations.
- You save between \$120-\$200 in health care costs per year. (*depending on weight*)
- You will save a lot of running around and worrying about your dogs health needs.

### The \$ Investment ....

- About the same as you would be paying for super market dog food.

SM-MED (1-25 kg) \$9-14 per week.

MED-LG (26-55 kg) \$16-22 per week.

LG-EX LG (56-105) \$23-30 per week.

## For more information

on how to get this amazing service...

Free Call Now...1800 688 883

(9am-5pm Mon.-Fri.)

# TROPHY

Premium Quality Dog Food  
and Health Care System



# Diogenes Jackpot CD AD "Toby"

Owned by Pam and Janelle Convery  
Handled by Janelle Convery

*1st Pass - 14 April 1997 - Geelong Obedience Dog Club Inc*

*2nd Pass - 23 September 1997 - Royal Melbourne Show*

*3rd Pass (AD) - 22 March 1998 - Knox Obedience Dog Club Inc*

We began our Agility career in illustrious style gaining our first pass in our first trial and with his mother thinking this is a breeze Toby decided he would put a spanner in the works by refusing the A Frame at numerous trials and getting us disqualified.

The highlight of this title had to be gaining a pass at the Royal Melbourne Show while also placing 5th in the ring in front of a huge crowd. We always knew Toby needed an audience to perform.

Toby is one of only a handful of Golden Retriever's in Victoria who have gained their AD title with the breed not being prominent in the sport. Now the fun begins as we move into the ADX ring for an even bigger challenge.

## SO WHICH BONE ARE YOU?



*It is said that the membership of any club is made up of 4 bones.*

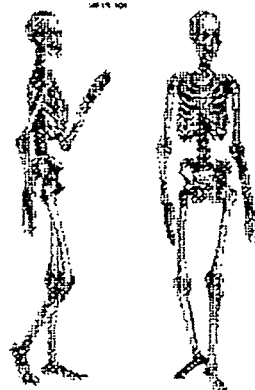
*1 There are WISHBONES who spend all of their time wishing someone else would do the work.*

*2 Then there are the JAWBONES who do all the talking and very little else.*

*3 Then there are the KNUCKLEBONES who knock everything that everybody else tries to do.*

*4 Then there are the BACKBONES who get under the load and do the work.*

*Where do you fit in?*



VALE

*Dunworkin Aero Blaze*

**‘Murray’**

Border Collie

**28/8/85 - 18/4/98**

You brought so much pleasure and laughter to us with your comic antics,  
asking nothing.

Rest in peace dear “Murray”.

Never forgotten. Sadly missed.  
Beloved mate of Roy and Joan Wade.


**P A W S**

Pet Accessories &  
Wash Service

Shop 3  
368 - 372 Latrobe Terrace,  
Newtown. 3220

All Breeds Welcomed  
Bookings Required For Bathing

**Phone: 5221 5995**  
**Mobile: 0417 358 149**



# 7 J 7 B J 7 S

For all those born before 1945...

- We are all survivors!! Consider the changes we have seen.
- We were born before television, penicillin, polio shots, frozen foods, Xerox, plastics, contact lenses, frisbees and the pill.
- We were before radar, credit cards, split atoms, laser beams and ball point pens: before panty house, dishwashers, clothes dryers, electric blankets, air conditioners, drip dry clothes and before man walked on the moon.
- We got married first and then lived together. How quaint can you be??
- In our time closets were for clothes, not for coming out of.
- Designer jeans were scheming girls named Jean or Jeanne, and having a meaningful relationship meant getting along with our cousins.
- We were before househusbands, gay rights, computer dating, dual careers and commuter marriages.
- We were before daycare centres, group therapy and nursing homes.
- We never heard of FM radio, tape decks, electric typewriters, artificial hearts, word processors, yoghurt and guys wearing earrings.
- We hit the scene at Coles and Woolworths where we bought goods for under 2/6d.
- For two pennies we could ride on a tram, make a phone call, buy a stamp for a letter and a postcard.
- You could buy a Chevrolet or a Ford for £365, but who could afford one? A pity as petrol was only 1/6 a gallon.
- In our day, cigarette smoking was fashionable, grass was mowed, coke was a cold drink and pot was something you cooked in.
- Rock music was Grandma's lullaby and Aids were helpers in the Principal's office.
- We were certainly not before the difference between sexes was discovered, but we surely were before sex change; we made do with what we had.
- And we were the last generation that was so dumb as to think they you needed a husband to have a baby.
- No wonder we are confused, and that there is a generation gap today. But we survived.
- What better reason to celebrate

Talking Shop,  
The Newsletter for Lifeline Shop Volunteers  
Volume 2, No 1, April 1998  
Author Unknown

## BIRTH NOTICE

Craig and Balinda McLennan are proud to announce the arrival of **LOGAN RICHARD** on 20 April 1998, weighing 8 lb 2 oz.  
Handlers Collies **Kirra** and **Leia**

(At present the Club equipment shop does not stock Halters, but we do have Gentle Leaders and Halti's which work on the same principle)

## MANAGING YOUR DOG ON THE HALTER

There are many reasons for deciding that a Halter would be the ideal training aid for you and your dog.

Customarily all of our dogs are trained on the nylon choker, which is much kinder than the chain choker and more effective to use. Some dogs are rather aggressive and have a history of snapping at the trainer, if not visitors in the home. Others are very big and boisterous, dominant and antisocial in their behavior towards other dogs, although sweet as you please with people!

In both instances a Halter would be the answer – not to stop the quick snap or the out and out attack – not to prevent the dog from sinking his fangs into your Instructor's hand, but to help you demonstrate dominance over your dog and therefore make him more amenable to handling.

The Halter is NOT a muzzle! It does NOT prevent the dog from biting. IT IS A TRAINING AID!

With the snapper, it simulates the bitch's jaws closing over the pup's jaws gently as she demonstrates her dominance! Now YOU have this power! Simply pull the lead straight up and the dog's nose, encircled by the Halter, will point to the sky.

With the plain boisterous dog who leads out all the time, in plain English, he's pulling his handler's arm out, diminishing his joy in taking him out for a walk; the Halter will be the answer to a moan of frustration or despair!

Our new Halter is virtually a FIGURE 8, simply one strap looped around your dog's muzzle and fastened at the back of his neck with a snap lock. Once the Halter is fitted correctly, you can secure the strap with a slipover catch that holds it in position, or if you don't quite trust these newfangled innovations, try stitching it into position.

The idea of the Halter is the same as the Gentle Leader or the Halti; they all allow the handler to lead the dog, assuming gently and nonaggressive authority. This requires neither strength nor force; it turns the handler, just as the name of the American product implies, into a 'gentle leader'.

To go for a walk and to stop this senseless pulling out in front, charging about, dragging the handler from pillar to post, decide to use the Halter as a training aid. The dog will soon enjoy wearing his Halter as much as he enjoys wearing his choker.

Slip on and secure the Halter. Snap on the lead under the lower jaw. Now coax the dog to walk along with you, using your right hand on the lead, but also to get the dog's

## Managing your dog on the Halter

attention on you. Raise the dog's head by tickling under his jaw as you walk along, talking happily to him.

The left hand assists in lead handling and fondles and calms the dog as you walk along. Most dogs accept the Halter quite happily, only briefly struggling to remove this new thing. Walk on briskly, don't give him time to fidget and struggle, just move on, talking cheerfully, fondling him and getting his attention onto your right hand.

Do not become bossy, just relax and be jolly! Once the dog realises you are happy, he will respond and walk along sedately. From now on your dog wears the Halter every time he goes out anywhere. The dog that always wears the Halter will not be frustrated by it. He will love the Halter as much as his lead.

How does the Halter work? It removes the pressure under the throat caused by the choker that the dog soon learns to lean against, motivating them to pull. As the lead is pulled gently up, closing the jaws and pointing the nose to the sky, the Halter applies pressure on the back of the dog's neck. This movement will prevent the dog charging forward, as the instinctive response to pressure at the front of the throat is no longer activated. Instead, now there is pressure at the back of the neck, a sensation that makes the dog feel as though he is in the presence of a top dog, a pack leader, or, in the case of a large, boisterous pup, his mother closing her jaws over his neck to show dominance.

With this comes respect and, as you take your dog forward with an invitation to heel, his response is immediate willingness to follow as you coax him along.

If the dog charges out in front as is his habit you merely do one of two things:

1. Do an about turn and find yourself in front of the dog, leading him along by the nose, walking on a few steps until he tries to demonstrate his dominance by leading you again, when you about turn once more, gently leading the way, praising him for being in position.

OR

2. Using the dog's natural instinct to push against the pressure at the back of his neck, pull the lead so that the dog's nose is pointing directly at you whilst you walk on, happily inviting him to heel. Now, as he pulls against the pressure, he is actually moving back into position whilst you move forward happily, talking to him and encouraging him to heel along.

Easy? Of course! And so gently! No harsh corrections – no great exertion – just a quick, but gently turning of the dog's head towards you as you walk happily on. Swing him right around and the dog will run to catch up and happily heel at your side.

## Managing your dog on the Halter

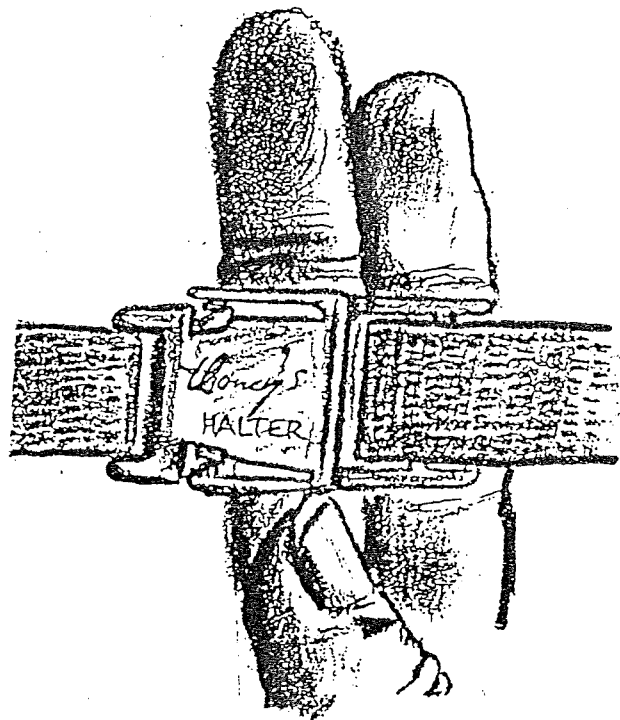
What if the dog doesn't want to forge ahead – if he merely sits there and stubbornly refuses to move?

Check that your lead handling is correct. The right hand grasps the lead at a comfortable length, allowing a discernable loop, that is 5 to 10 cms of slack and the left hand is used to guide the lead so that it is instantly free to fondle and praise. By moving along with the happy invitation to heel and fondling your dog under the jaw with the right hand as you move on briskly, the head will be raised and the dog will follow you. If there is still resistance move the lead up as you step out, then, as the dog follows, let the lead relax, regaining its slack. Praise and keep your dog happy as you move on, coaxing him along with you. Your voice and fondling keeps the dog following you at heel happily.



*Pick*



\*\*\*\*\*:



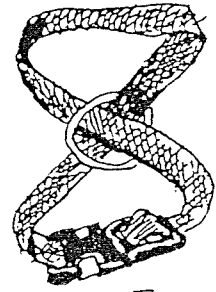
NEVER LEAVE YOUR  
HALTERED DOG  
UNATTENDED!

HONEY'S HALTER fits large or small dogs. It must be secured so that two fingers slip between halter and dog's neck. TO TEST - bring lead forward and check that the halter does not slip off lower jaw.







WRONG WAY




RIGHT WAY



RIGHT WAY




CONTROL WITH THE 'HALTER'



AGGRESSIVE REACTION UNCONTROLLED

# THE DOGWORD CHALLENGE



Created by  
John Corrigan

## Across

1. AN ANIMAL TO GET YOUR TEETH INTO (6)
4. FAMOUS SAGGY DOG (6)
6. YOU'LL MEET THIS DOG ON THE BOUNDARY (6)
8. DO THIS 10 MINS A DAY FOR BASIC OBEDIENCE (5)
9. FRIENDLY FOOD (3)
10. MR FIXIT (3)
11. WORN AROUND THE NECK (1,1)
13. GOVERNING BODY (1,1,1,1,1)
15. TAUGHT TO OUR DOGS EARLY (3)
16. TAKE THE ENGLISH OUT OF THE IRANIAN. (3)
18. SEE 31 DOWN.
19. NOT ONE ON ME (4)
23. THROUGH THIS IN AGILITY (4)
24. DID MAL FIND HIS MUTE HERE (6)
25. MOVIE HERO (6)
28. GUIDE YOUR DOG WITH THIS. (4)
30. SENSITIVE PIECE OF EQUIPMENT (4)
32. THIS HOUND IS QUICK OF ITS MARK (4)
34. A DOG FOR ELVIS (5)
37. USUALLY WORSE THAN ITS BITE (4)
41. ATHLETICS FOR DOGS (7)
43. DOGS TOOTHBRUSH (4)
44. BRITISH CHAMPION (7)
46. OBEDIENCE LEARNER (6)
47. ----- ON COMMAND (5)
48. GERMAN WORKER GETS A CHANGE OF NAME (8)
49. SEE 31 DOWN

## Down

1. SNOOPY - HE'S A CHARACTER (7)
2. USED FOR QUICK REPRIMAND (2)
3. CAN HE STAND FOR THIS (4)
4. NATIVE DOG (5)
5. DOG IS USEFUL IN A TUG OF WAR (4)
6. FIGHTING DOG (5)
7. DOG HAS A CAR (5)
8. OBEDIENCE + AGILITY, MOST CLUBS HAVE ONE (5)
9. LOTS OF IT WHILST TRAINING (6)
12. TV'S HARRY. (6)
14. 29 ACROSS IS ESSENTIAL FOR THIS (8)
16. 4 DOWN TRAVEL IN THESE (5)
17. THEY SAY DOGS ONLY HAVE ONE (6)
20. RETRIEVE ON THIS (4)
21. SHOWS HD AND THE CRACKS (1,3)
22. EXPENSIVE FOOD (8)
26. POPULAR NEW SPORT (7)
27. ---- OF THE DOG - CURES THE HANGOVER (4)
29. ORIGIN OF THE RIDGEBACK (8)
31. (PLUS 49 ACROSS + 18 ACROSS)  
HOLY RESCUE DOG (2,7)
33. 20K IN ENDURANCE (3)
35. LARGE DOG AND HE'S GREAT (4)
36. TOOK OFF MORE THAN HE COULD CHEW (3)
38. YOU'LL HAVE TO HAND IT TO THIS EXERCISE (6)
39. MAN'S BEST FRIEND. (3)
40. POPULAR NAME FOR CHARLES ROYAL DOG (6)
42. TAKE THIS DOG SHOOTING (3)
43. NOT QUITE 42 ACROSS, BUT LEGITIMATE IS FIDE (4)
45. THIS DOG ON TOP OF YOU (3)

There's a prize for the first person to present a correct Completed Dogworld Challenge to the Secretary



*For the members who do not know me, let me introduce myself. My name is Dick Wiltink. I have been a member of this Club from the time that we used to train dogs in a Vacant Lot in front of the Ford Motor Coy., and having our own Club house was just a dream.*

*I have trained my dogs and trialed them, after that I became Instructor and Committee member. Whilst in the Committee I had functions such as, Hall Manager, Club nominee, Ass instant Training Supervisor, Vice President and part of the Display Team.*

*After this I studied to become a Judge in Obedience. First for a number of years in the Encouragement section and now as a Novice Judge.*

*In 1988 after I had obtained my Instructors Licence I started to write some articles in the Newsletter and on request these articles are now reappearing. They are about buying a puppy, what kind, and why, and how to look after it. These articles will follow the dog from puppy to obedience - trialing and problems on this road.*

*I hope the articles will benefit you as much as they have many other members.*

*Dick Wiltink*

## **So you've got yourself a puppy - What Now???**

This is a subject close to my heart. I will try and explain how to get the best out of your puppy and this of course has to work two ways so the puppy gets the best out of you too.

*We'll go back to the point where we arrive home with our puppy.*

Remember it is only six or seven weeks old, so Lift it out of the car then put it down and let it follow you. Some pups are absolutely bewildered after their car ride and when you put it down in the driveway it will most likely just stand there and do their wee, or just whimper.

Whatever you do, Never crowd the puppy, give it room and call it towards you from about 1-2 meter's away in a soft and inviting tone as you step back. Other pups, the more domineering type, will move around as soon as you put it down in the driveway. Here you should do the same, call it invitingly and praise it as soon as the pup moves towards you. The most important part to remember is that whenever you address the pup you Must go down to its level. The pup stands at that age about 8 inch tall while you are 5 or 6 feet tall, so the least you can do is to bend over towards the pup whilst talking to it.

There have been many people who came to me or rang me at home with puppy problems, the first question I ask them is "Have you got children?" because if people would bring their pups up the same way as they do their children they would not have some of the problems.

As you read on you'll find that puppies and children whilst growing up have a lot in common. To start with, if you talk to a small child you go down to the child's level and talk in an inviting tone, that way the child will get a better understanding of what you are

## So you've got yourself a puppy - What Now???.cont

talking about.

That goes for the pup too.

So you called the pup and it moves towards you, you praise it orally and move backwards. You keep on calling to pup and talk to it while you move towards your garden. If you have steps to go up or down to the garden lift the pup up, don't let it go alone ( the same as you would assist a child).

*So you are now on the lawn*, which you should have moved and cleaned up yesterday, and you keep on moving around the garden, carefully watching the puppy. This is whole new world for the pup and it will feel very strange and there are many things which scare it, like a brightly coloured flower, a leaf making a noise in the wind, a piece of paper, etc.. And like a small child who gets a fright you Must reassure the puppy that there is nothing there to hurt it. To do this, find out exactly what did scare the pup, kneel next to it ,without touching it, you should talk to it in a reassuring tone of voice. In the meantime you should also keep one eye on the pup who most likely run off when it had a fright.

Puppies are very inquisitive creatures and sooner or later it can no longer resist the temptation to find out whom or what you are talking to. So as soon as the pup moves towards you praise it orally, "Good boy/girl" in an inviting tone. When the pup has reached you, you must talk to both the pup and the item that scared him/her for a few minutes, then slowly stand up and let the pup sniff that item and so work your way around the garden. Also watch if the pup does its business and of course praise it again and so on.

Common sense tells us of course that one not only introduces the puppy to the good things in the garden or home but also to the items that can hurt it, like a garden rake or shovel or the mower etc., or in the home, electric cords, overhanging table cloth, radiators, heaters, etc., etc..

It may take a couple of days before the pup feels "safe" in your garden so it is advisable that you do not leave the pup on its own in the garden, it will then playfully run around. But keep an eye on it all-the-same because even though you thoroughly cleaned the garden you'd be surprised what a puppy can find to chew on. And as soon as you see him pick something up and starts chewing you Must take it off him and make him understand that this is a no! no! Again you would do the same with a small child and like a small child it would also take the pup a couple of days to understand.

All of this will repeat itself when the pup enters the house where there maybe hundreds of items which could hurt or scare the pup and there you go again, talking to all sorts of items to reassure the puppy. And when your puppy finally roams around the house and garden without being frightened and you think you can relax then let me tell you that the best is yet to come. That is a few weeks later when 10 days after the puppy has had its final injection and is ready to face the outside world, finally you can take your pup for a walk and show it off to your neighbours, but don't forget, the first day outside is the same as the first day in your garden or the house.

To the pup this is a whole new world and even though he has grown stronger and bigger in the time that you have had him it is essential that you introduce this new world to

## **So you've got yourself a puppy - What Now???...cont**

him the same as you did with the garden and home. Needless to say that the pup must be on a lead when you take him outside, however, that does not stop him from getting frightened by things.

We in our family have reared many pups over the years and between my wife and I we must have sat on one knee hundreds of times talking to a garden tap or a bright coloured flower sticking out of a fence etc., etc.. the best one is when you sit on one knee with a frightened pup on the end of your lead while you sit there talking to some garden statue and people turn around to see what the hell you are doing there. But we did that all for our puppies and so far have never regretted this very important exercise.

I said before that the pup should be on a lead when taken outside. This equipment should suit the pup and should be given consideration when bought. A soft woven slip collar is good and does not hurt the puppy and a leash, either from leather or nylon at least 4 feet long and fitted with a snap fastener should also be acquired.

*Lead training should start as early as possible and can be done in the garden.* Slip the collar around his neck while you softly talk to him. If the pup rejects it straight away take the collar off him but try it again sometime later and so on. If the pup is quite happy about it then leave the collar on him for a minute and remove it and do this again later on. Never leave it there long enough for the pup to get sick of it, so extend the time only by seconds. Only when the pup is entirely happy with the collar around its neck you proceed by attaching the lead to it. As soon as you've done that take a few steps while you talk invitingly to the pup. If the pup follows you without having to drag him across the floor the praise him orally then remove the lot and do the same exercise again later on. Never leave the collar on him, always remove it.

This introduction to the collar and lead may take a few days, so when the pup is ready to face the outside world the collar and the lead should become a happy event because then the pup will associate this with the fact that he is going for his walks. Keep in mind however that you are still dealing with a puppy so do not make your walks a marathon affair.

All of what I have written here so far could be summed up in one word **Socializing** and through the pup's life and its adult life we should never stop to socialize him. Meeting other people, dogs, cats, etc., is very important. I always say that if you can take your dog to a veterinary clinic and have him sit quietly next to you while other people walk past with dogs, cats, rabbits, birds, etc., you have done your homework well and should get a pat on the shoulder.

At this point I would like to go back to the first day you bring your pup home. As I said in my previous article all of this is a very traumatic experience for the puppy. In the first place it gets taken away from its mother and brother and sisters. Then it arrives in a world that is very new to him and even you the new owner is strange to him. If you could put yourself in the pup's place for that time I bet you'd feel miserable too. So it is vital that you show him love and lots of it and be very patient.

*You have so far showed the pup through the garden and the house and introduced the family to him. But the hardest part is the night when he is on his own.*

## **So you've got yourself a puppy - What Now???...cont**

First of all you must find a place for him to call his own and where he can sleep without being disturbed. And just as important, ask yourself if that place is warm enough for the pup at night and free of drafts.

If the pup cries the first night, you should get up and talk to him to reassure him. You may leave a small light on. If that does not help try this, get an old alarm clock wind it up and put it in an old blanket and put that with a soft hand brush next to him. The pup will hear the clock tick and think it is his mother's heartbeat and the soft hand brush the fur of the mother. 9 out of 10 this will get the pup to sleep. If a small child cries at night you would get up to investigate and put the child to ease so you see again there is not much difference between raring a child and a puppy in that aspect. Like a child a puppy needs companionship and should not be alone for any length of time, day or night.

*I would also like to say a little about obedience training because lets face it we all like our dogs to be obedient.* Obedience should start as soon as possible from about 8 weeks of age one can start training in a playful way. Take the Re-call for instance, that is an exercise that when you leave your dog at a given spot in the sitting position and call him from a distance he should instantly and in a straight line come to you. With a puppy that is somewhat different. If your puppy is out in the garden playing go outside call its name and if the puppy responds and comes to you praise it orally, and that can be classed as a Re-call exercise. It is very important to teach the pup to come to under any circumstances.

Another important exercise is called "Controlled feeding". Every time you feed your puppy, make him sit before you put the food down then make him wait until you tell him it is all right to start eating. This waiting period should of course not be more than a few seconds, this exercise when taught properly should stop the pup from jumping up at you especially when you have good clothes on and the pup has just played in the rain. These are the only two exercises to worry about for the time being plus the walking on the lead of course.

Further, I would advise the new owners to join an Obedience Club as soon as possible even before the pup is ready to join. Talk to the members and Instructors, ask questions on the club and on your breed of dog and on the rules etc., etc., I'm sure you'll get a lot of help because that is what the club is there for. Get someone to show you around the different classes in progress and again ask questions on the different exercise being taught. By the time your pup is ready to join you at the club you should have a fair idea on how to handle the pup in class. There is a very good library at our club and I would advise people to become a member of this so you can read up on Obedience training and your breed of dog.

*Now back to the puppy.* Quite often people with children will go and buy a puppy, there is nothing wrong with that of course, but all too often this puppy is bought as a plaything for children. To these people I say Think. You would never bring a baby home for your children to play with. You would at least give the baby time to grow up first, and that also goes for the puppy, there is no absolute difference.

This doesn't mean that the children should not play with the puppy, but it should be done in moderation. In fact it is good for the puppy to have someone its own size around. It is also a fact that if you put a puppy in a room with adults, children and tots, it will first go to the tots because they are nearer its own size.

Now let us look at the puppy when it is 3-4 months old. It definitely has grown since the day you brought it home. It jumps around the garden and house and it seems very playful.

And here is where we should be careful how we play with the pup. Even before you acquire the pup you should have had a reason you wanted a dog. Just for a pet or for obedience competitions, either way we all want a dog that is obedient. All of this depends greatly on how you play with your puppy in the early periods of its life. If you join the pup in running around the garden with him or in a park or at the beach you will create problems which show up later when you start obedience training.

Let me try and explain, so far the pup had gotten away with "murder." He is allowed to jump around and run off at will. He is used to jumping up at you and the children and every time you call him to come he will race up to you until he is about a meter away from you then in full flight changes its course and runs off in a different direction. In other words, you have allowed the pup to become an utter nuisance who misbehaves at will. Any pup loves every minute of it, he can do what he likes, barking at anything in sight etc., etc..

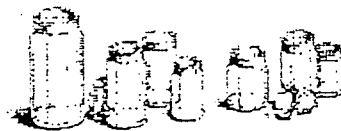
There are better ways of playing with your pup, ways which are enjoyable and educational at the same time. Like playing hide and seek with the pup. You hide and the pup has to find you and when he does praise him orally. Don't let the pup jump up at you no matter how excited he may be, or roll up a piece of old towel and hold it together with tape, then throw it for the pup to go and get it. Never bury it for the pup to find it because it will create a "Digger."

Finally in a gentle way touch the pup all over its body at least once or twice per day while you softly talk to him. Touch and examine his ears, lift his lip gently and examine his teeth, open his mouth and look at his back teeth, etc., etc.. The reason for all of this besides all of these examinations is that when the dog gets ill you have no worries at the Vet either. Also get a proper brush to groom your pup at least once per day.

If you have any problems with your pet please consult your Instructor.

Until next time,  
Dick Wiltnick  
Copyright applied.

## CAN AND BOTTLE COLLECTION



Thank you to those who responded to our last call for Bottle donations. Please keep in mind that this is an ongoing collection and any donations are greatly received. The cans and bottles can be left at the Compound on the South West corner of the grounds. All donations raise valuable revenue for the Club.

## **MEMBERSHIP RENEWALS**

Membership renewals are with us again and you will find your form on the back of the Newsletter. Please complete **ALL** details on the form so our records can be updated.

### **WHEN YOU CAN RENEW**

Renewals will be accepted by post from 1 June or at the Club from 14 June (due to Queen's Birthday long weekend and no training on 7 June) until Friday 31 July. If your membership is not renewed by 31 July you will be asked to pay a joining fee again. **THERE WILL BE NO EXCEPTIONS!** If posting, please include a stamped self-address envelope for return of your membership card and receipt.

#### **Postal Address**

**Geelong Obedience Dog Club Inc  
PO Box 186  
GEELONG 3220**

### **TYPES OF MEMBERSHIP AND RENEWAL FEE**

Single/Junior	\$15.00
Family/Dual	\$20.00
Pensioner Single	\$ 7.50
Pensioner Family/Dual	\$10.00

The following is an excerpt from the By-Laws of Geelong Obedience Dog Club Inc, which may clarify an often-asked question at the Office window:-

#### **By-Law No 2**

##### **'Definition of Family membership**

Any family, covering a husband, wife and all children under the age of eighteen years shall be eligible to hold a Family membership'.

##### **'Definition of Dual membership**

Dual membership covers any two persons residing at the same address'.

### **VACCINATION CERTIFICATES**

All vaccination certificates must be sighted when you renew your membership regardless of how recently you joined. Motions No, 1 and 41.

### **LIBRARY MEMBERSHIP**

Don't forget to renew your Library membership. Our Library has a good range of books on various Breeds, Dog Problems, Obedience Training and 'Doggie Stories'. The Library is open at approximately 10.15 am between the two sessions. Library membership is \$2.00 per year.

If you are experiencing difficulty paying your membership fee, please see the Secretary or the Treasurer before the due date.

# 1998/1999 MEMBERSHIP RENEWAL FORM

**PLEASE print clearly and complete all details.**

Surname \_\_\_\_\_ Christian Name \_\_\_\_\_ Junior Members \_\_\_\_\_  
 \_\_\_\_\_  
 \_\_\_\_\_  
 \_\_\_\_\_ (under 18) \_\_\_\_\_  
 \_\_\_\_\_  
 Address \_\_\_\_\_ Telephone \_\_\_\_\_  
 \_\_\_\_\_ Postcode \_\_\_\_\_

***DOG/S DETAILS - Dogs training at the Club***

Name	Breed	Age	Sex

Current Vaccination certificates must be sighted with this renewal regardless of when you joined. (Motion nos 1 & 41)

NB Failure to renew membership by Friday 31 July will incur the Club joining fee again

Tick type of Membership renewal required  
 Membership renewed to 30 June 1999

Single/Junior       Family/Dual       Pensioner Single/Junior       Pensioner Family/Dual

\$15.00      \$20.00      \$7.50      \$10.00

Library Membership \$2.00  (to be paid at Office when renewing Membership)

**Office Use**

Amount \_\_\_\_\_ Cash/Cheque \_\_\_\_\_ Receipt No \_\_\_\_\_

Vaccination Card/s Sighted Yes  No