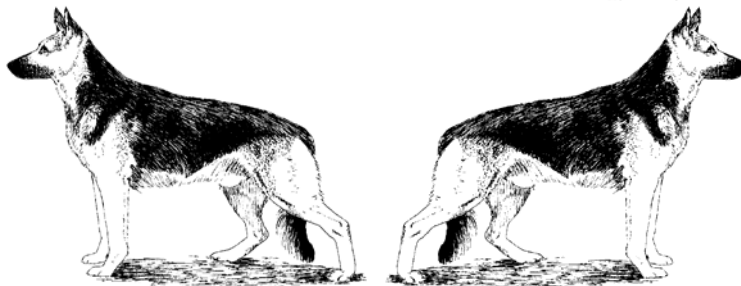






FAITHFULLY YOURS



ESTABLISHED 1954

Incorporation No A5419H

ABN 79 874 613 605



Geelong Obedience Dog Club Inc
Breakwater Road, Belmont Common
GEELONG VIC 3220
Phone: 5243 4555

June 2010
Issue No
211

GEELONG OBEDIENCE DOG CLUB INC

Patron – Mr Fred Lehrmann

Office Bearers for 2009/2010

PRESIDENT	Jim Ball	52 484 154	Public Officer
VICE-PRESIDENT (1)	Sandy Malady		Training
VICE-PRESIDENT (2)	Lyn Wills	0407 846 590	Administration
SECRETARY	Karen Millard	52 672 618	
TREASURER	Heather Cook	52 296 867	Property Officer
TRIAL SECRETARY	Tina Button	0414 363 556	
GENERAL COMMITTEE	Kathy Taylor	52 411 886	Canteen Manager
	Theo Rain	0425 172 964	Equipment Manager
	Victor Douglas	52 415 401	Grounds Manager
	Pam Convery	52 414 786	Hall Manager
	Vacant		Publicity Officer
	Alex Shackleton		Shop Manager
NON-COMMITTEE	Tina Button	0414 363 556	Training Supervisor
	Christine Jagtenberg	0438 414 917	Membership Officer
	Pam Convery	52 414 786	Minutes Officer
	Robyn Youl		Librarian
	Stephen Eldridge		Assistant Librarian
	Vacant		Raffle Steward
	Pam Convery	52 414 786	Newsletter Editor
	Brendan Jagtenberg	0410 261 393	Webmaster

The opinions expressed in this Newsletter are those of the authors and do not necessarily reflect the opinion or policy of the Editor or the Geelong Obedience Dog Club Inc. All Committee and Sub-Committee reports bear the name of the respective Club Officers. The Editor and/or Committee reserves the right to correct, alter, re-arrange or refuse, without prejudice, any copy submitted for publication.

Weekday Office Hours:- Thursdays, 2.00pm to 6.30pm

All correspondence should be addressed to:-

THE SECRETARY
PO BOX 186
GEELONG VIC 3220

If you would like to contribute articles etc. for publication in “Faithfully Yours”, please forward them to The Editor, c/- the above address, hand in at the Office or email to [Pam Convery at janelle.convery@bigpond.com](mailto:janelle.convery@bigpond.com)

Please remember the closing date for all Newsletter items is the 15th of each month

Club website – www.godc.org.au



CLUB CALENDAR

June

Sunday	13 June	No training Queen's Birthday weekend
Monday	14 June	Instructor's Meeting – 7.30 pm
Tuesday	15 June	Newsletter closes for articles, reports, etc
Sunday	20 June	Normal training.
Sunday	27 June	Normal training. Obedience Trial entries close.
Wednesday	30 June	End of financial year for all departments. Stocktake required for Canteen and Equipment Shop. Inventories for all departments.

July

Sunday	4 July	Normal training. Newsletter available
Friday	9 July	Working Bee. To be advised.
Saturday	10 July	OPEN OBEDIENCE TRIALS
Sunday	11 July	OPEN OBEDIENCE TRIALS. NO TRAINING

CLUB INSTRUCTORS

<i>Vice President (Training)</i>	Sandy Malady
<i>Training Supervisor</i>	Tina Button
<i>Assistant Training Supervisors</i>	Victor Douglas Vacant

Obedience

Joan Brophy	Leonie Kelleher	Colin Humphreys	Victor Douglas
Val Moeller	Kim Ciezarek	Helen Read	Kath Devlin
Desma Dickeson	David Gravalin		
<u>Trainee Instructors</u>			
Lisa McNamara	Lyn Wills	Simmon Hellebrand	Christine Jagtenberg

Agility

Trish Gavaghan	Glenys Murray	Alex Shackleton
Simmon Hellebrand	Lyn Wills	Anne Macrae



REPORTS REPORTS REPORTS REPORTS

President Report

Well June is here and half way through another year. I hope it has been a useful time for all and remember, Membership Renewals are upon us. If you need some time to pay these please see the Office staff for assistance, so we can arrange for you to pay them off before the end of July.

My thanks to all of those people who freely gave of their time at the Agility Trial to help out and I do hope we can get the same help for the July Obedience Trial. We need help with the set up and in the especially in the Canteen , as it become very busy at Breakfast and Lunch time.

The Club has made a decision to change the training format from July so as to do away with the worriesome time of testing , which concerns a lot of people. I hope it helps all.

On the Training side, if you are unable to attend training and you know beforehand please let your Instructor know, if not please ring the Office and leave a message. Your Instructors are all volunteers and give freely of their time and effort. So please be considerate of them.

Jim Ball - President

Grounds Manager's Report

The waste water pipe out to Breakwater Road has been fixed, blocked by a build up of grease in the pipe. To be flushed once a month with Drano. Gas heater copper outside pipe has been repaired. Cable drums have been obtained for use in the Foundation Class. Theo Rain will repair and paint. Theo has also made a proper door stop for the veranda door. Certain parts of Equipment to be painted and the front Gate posts are still to be replaced with the Council's help

V Douglas – Grounds Manager

T Rain – Equipment Manager

Library News – Book Review

CONTROL UNLEASHED

Creating a focused and confident dog by Leslie McDevitt M.L.A, C.D.B.C, C.P.D.T.

Highly recommended as a must read, not just for Agility Classes, but for all Members, by Agility Instructor Trish Gavaghan. Trish has her own copy and finds it invaluable as a teaching resource. It is published by Clean Run Productions, which is an accolade in itself, as they are highly specialised and extremely particular about what they publish.

Extract from the Clean Run Review

“Leslie McDevitt’s ‘Control Unleashed’ program is designed to help dogs with issues, learn how to relax, focus and work off leash reliably in either stimulating or stressful situations”

The Clean Run Review file presented positive comments from the following:

- 1 Patricia McConnell PhD, a certified Applied Animal Behaviourist, author of ‘For The Love of the Dog’ and ‘The Other End of the Leash’ (available from the Library)
- 2 Kathy Sdao M.A., a certified Applied Animal Behaviourist (associate), owner of Bright Spot Dog Training (Washington).
- 3 Sue Sternbrook, expert in dog aggression, innovator in the field if shelter dog welfare. This is the only Agility/Obedience review that I have ever read that recognises that at Clubs, Instructors teach in groups. She refers to ‘Control Unleashed’ as “a bible for Agility Clubs trying to keep Classes safe.”
- 4 Angelica Steinker, author of ‘Agility Success’ and ‘Click and Play Agility’

REPORTS REPORTS REPORTS REPORTS

Website : [www.cleanrun.com/indexcfm.fuse action=product.display](http://www.cleanrun.com/indexcfm.fuse+action=product.display)

About the Author:

Leslie McDevitt M.L.A., C.D.B.C, C.P.D.T.

Leslie played celtic harp professionally with a couple of Irish bands and worked with “at risk” kids before she became a dog trainer. She believes that her experiences in Creative Writing, Cultural Anthropology, teaching disturbed children and music, have developed her senses of teamwork, timing and rhythm.

.Robyn Youl – Librarian



FOR SALE

Yellow Agility Tunnel

Stretches to just over 4 meters in length 60cm (2ft) diameter. Comes with 3 tie down brackets with Velcro straps, as well as eyelets along the length to assist with securing it down if required. Needs minor repair at 1 end as wire is exposed.

Asking \$100 and will bring it along to the training on Sunday.

Any questions, call Brooke Wauchope 0412 396 276 or see me at training on Sunday, 10.15am session, with Oscar the Boxer.



FOR SALE

Rover Key Start Lawnmower with Catcher

Fully sealed maintenance free Battery housed in protective box.

Ignition Key positioned on handlebars. Lightweight Rover 460mm (18”) high arch alloy base. 12 position cutting height adjustment. Ball bearing wheels. Briggs and Stratton Quantum XTS 50 engine with dual recoil and battery/Keystart. Heavy duty air filter and high level oil filter for easy maintenance

Very good condition - \$450.00

Phone Gleny’s 52 482 805

FOR SALE

Dog Crate

780mm long X 475mm wide X 560mm high

Crate is collapsible, black powder coated with removable tray. Only ever used indoors for 6 months, when I first got my dog.

Contact Kent mob. 0404 849 744

Upcoming Trials

Saturday 3 rd July	Agility Trial	Sunbury & Dist Obed Dog Club	
	Tracking Trial	Murray Valley Obed Dog Club	
	Endurance Test	East Gippsland Obed Dog Club	
Sunday 4 th July	Tracking Trial	Murray Valley Obed Dog Club	
	Double Obedience Trial	Warringal Obed Dog Club	
Saturday 10 th July	Tracking Trial	Tracking Club	
	Double Obedience Trials	Geelong Obed Dog Club	
Sunday 11 th July	Tracking Trial	Tracking Club	
	Double Obedience Trials	Geelong Obed Dog Club	
Monday 12 th July	Tracking Trial	Tracking Club	
Saturday 17 th July	Tracking Trial	Gippsland Obed Dog Club	
	Agility Trial	Bendigo Obed Dog Club	
Saturday 24 th July	Tracking Trial	Murray Valley Obed Dog Club	
	Tracking Trial	Ballaarat Dog Obed Club	

This morning I went to sign my Dogs up for welfare. At first the lady said, "Dogs are not eligible to draw welfare". So I explained to her that my Dogs are mixed in color, unemployed, lazy, can't speak English and have no clue who their Daddy's are.



They expect me to feed them, provide them with housing and medical care, and feel guilty because they are dogs.

So she looked in her policy book to see what it takes to qualify. My Dogs get their first cheques this Thursday.

Damn this is a great country.

ARDENWOOD OSNEY JD



Wow.....what a great weekend Ivy had at the GODC Double Agility/Jumping Trial on the 24/25 of April. She finished her weekend with 14 ribbons and 5 passes in Novice Jumping so therefore she was able to gain her Jumping Dog title on the Saturday.

With Ivy already having a pass in Novice Jumping she only need two more and we had every chance to do that as with 8 runs over the weekend so I was very hopeful going in.

I was a mass of nerves as you can imagine it's always harder trying to impress and make a clear run with all our friends looking on. The 'Red rocket' or 'Red Blurr' as the judges now call her did pull it off, first two jumping runs of the day. I'm very proud of her as she is still so young and has only been to 3 trials so far. Ivy has been a dream to train and we always seem to have fun together.

A big thank-you goes to the Club for holding such a great weekend and to all the helpers on the day, I hope you enjoyed yourself as much as I did and also to my friends

who have been there for me and made it possible for me to attend Trials.

Simmon and Ivy

Trial Results

Geelong Obedience Dog Club ANKC Agility Trial - 24th April – Morning Trial.

P Gavaghan	Monlaird Star of Avalon (Star)	Novice 1 Jumping	Pass	4th Place
		Novice 2 Jumping	NQ	2 nd Place
S Hellebrand	Ardenwood Osney	Novice 1 Jumping	Pass	1 st Place
		Novice 2 Jumping	Pass	1 st Place
Best Geelong Member, Best in Trial				
T Rose	Kadnook Grouses Legend JD AD	Excellent 2 Jumping	Pass	2 nd Place

Geelong Obedience Dog Club ANKC Agility Trial - 24th April – Afternoon Trial.

P Gavaghan	Monlaird Star of Avalon (Star)	Novice 1 Jumping	Pass	1st Place
Title, Best Geelong Member, Best in Trial				
T Button	Cedarlodge Bonnie Lass CD HT	Novice Agility	3 rd Place	

Geelong Obedience Dog Club ANKC Agility Trial – 25th April – Morning Trial.

S Hellebrand	Ardenwood Osney	Novice 1 Jumping	Pass	1 st Place
Best Geelong Member				
T Button	Cedarlodge Bonnie Lass CD HT	Excellent Agility	Pass	1 st Place
		Excellent 1 Jumping	Pass	3 rd Place
V Bridges	Tjukurpa Kool Bryce JD GD	Excellent 1 Jumping	Pass	1 st Place

Trial Results (continued)

Geelong Obedience Dog Club ANKC Agility Trail – 25th April – Afternoon Trial

P Gavaghan	Monlaird Star of Avalon (Star)	Novice 1 Jumping	Pass	3rd Place,
		Novice 2 Jumping	Pass	2nd Place
S Hellebrand	Ardenwood Osney	Novice 1 Jumping	Pass	1 st Place
		Novice 2 Jumping	Pass	1 st Place
Best in Trial, Best Geelong Member				
V Bridges	Tjukurpa Kool Bryce JD GD	Novice Agility	NQ	2 nd Place
		Excellent 2 Jumping	NQ	2 nd Place

Ballarat NADAC Trial - 24th April 2010

C Sparks	Lacey	Novice Agility	5 th Place	Q
(Novice Weavers Title: S-NAC) Novice Triple Superior Award				
		Novice Touch N Go	1 st Place	Q

Ballarat NADAC Trial - 25th April 2010

C Sparks	Lacey	Novice Hoopers	4 th Place	Q
		Elite Jumpers	1 st Place	Q
		Open Agility	1 st Place	Q
L Stones	Bandit	Jumpers	2 nd Place	Q
		Hoopers	2 nd Place	Q

Keilor Obedience Dog Club NADAC Trial – Sunday 9th May 2010

G Murray	Remy	Novice Jumpers 2	1st Place	3 rd Pass
TITLE				
		Novice Agility 1	1st Place	2 nd Pass.
		Novice Tunnelers 1	3rd Place	NQ.
		Novice Tunnelers 2	4th Place	NQ.
V Benham	Barkley	Jumpers 2	Q	2 nd Place
		Tunnelers 1	Q	5 th Place
		Tunnelers 2	Q	10 th Place
V Bridges	Bryce	Open Jumping	1st Place	4th Pass
		Open Jumping	1st Place	5th Pass
		Elite Tunnellers	1st Place	1st Pass
		Elite Tunnellers	1st Place	2nd Pass
Highest in Trial - Open Level				
C Sparks	Lacey	Elite Jumpers – 1	3 rd Place	NQ
		Elite Jumpers – 2	2 nd Place	NQ
		Open Agility - 1	2 nd Place	NQ
		Open Agility - 2	1 st Place	NQ
		Open Tunnelers -1	1 st Place	Q
		Open Tunnelers - 2	1 st Place	Q
(Open Tunnelers Title: TN-O)				

Trial Results (continued)

J Convery	Mason	Novice Jumpers 1	5 th Place	Q
				S-NJC
		Novice Jumpers 2	3 rd Place	Q
		Novice Agility 1	3 rd Place	Q
		Novice Agility 2	1 st Place	Q
L O'Brien	Gemma	Novice Tunnelers 1	12 th Place	Q
		Jumpers 1 Open	Pass	1st Place
		Jumpers 2 Open	Pass	1st Place
		Regular 1 Novice	Pass	2nd Place
		Tunnelers 1 Novice	Pass	
P Gavaghan	Star	Tunnelers 2 Novice	Pass	2nd Place
		Novice Jumpers 1	Pass	1st Place
		Novice Tunnelers 1	Pass	2nd Place
L Stones	Bandit	Novice Tunnelers 2	Pass	1st Place
		Regular Junior Handler	Q	1 st Place
		Tunnelers 1		3rd Place
		Tunnelers 2		Fourth Place

Highest Scoring Junior Handler

Geelong Obedience Dog Club

Double Obedience Trials

10th and 11th July 2010



MEMBERSHIP RENEWALS

Renewals will be accepted from the **1st June to the 31st July.**

The Office is open each Thursday from 2.00pm to 6.30pm and it would be appreciated if you could pay Memberships at this time. If this is not suitable they can be paid Sunday mornings or sent in by post.

Geelong Obedience Dog Club
PO Box 186, Geelong 3220

Please remember we need to sight a current Vaccination Certificate for your dog and if your dog is due for Vaccinations, the Club now requires C5 Vaccination

PROMOTION DAY RESULTS

Beginners – Kim

1 st	Kelly Elevato	Pass
2 nd	Casey Watson	Pass
3 rd	Hazel Goodnight	Pass

Beginners – David

1 st	Clive Fruin	Pass
2 nd	Lisa Marsh	Pass
3 rd	Sally Brody	Pass

Beginners – Desma


1 st	Kent Moores	Pass
2 nd	Renee Renshaw	Pass
3 rd	Bec Osley	Pass

Beginners – Colin

1 st	Patricia Rizvi	Pass
2 nd	Paul McDonald	Pass
3 rd	Pete Walford	Pass

Beginners – Tina

1 st	Heather Smith	Pass
2 nd	Sandra Di Pasquale	Pass
3 rd	Betty Slade	Pass



COPPERTOP PERFECT PITCHA (PIPER) C.C.D.

Piper was one of three bitches and a dog from the same litter that her breeder wanted to show and ultimately breed from. Mission impossible when all the same age and you want to be sole handler! Two bitches titled as Champions and brother went on to Grand Champion.

So at 17 months Piper came to live with Kuyan and myself. She had learned to sit, and stand/stack, as from six weeks of age she was show trained. Apart from that her socialization was greatly lacking, although fine with me and Kuyan she was extremely anxious with other people and other dogs. So for many months I only bought her out in between classes and walked her around introducing her to Club Members on the verandah, and we attended at Club Seminars

trying to glean extra insights as to how to build up her confidence. During this time she dutifully gave birth to 14 puppies under breeders' terms. A daughter the breeder kept has become an Aust. Champion and has herself given birth to some promising youngsters.

Piper's formal training did not commence until May '08 and she obtained her Beginners' certificate in July '08 going on to obtain Merit and Graduate (after coming into season on or near to testing days). The latter Class being difficult as she was wary of other dogs working around her but she was a quick learner and used me as a security blanket. In July '09 she obtained her first pass in her first Trial at Geelong and this was followed by her second pass the following day. Thought we'd make Werribee to try for the last one, but yet again we came into season. So we held out until Ballarat with fingers and toes crossed and in the morning trial she obtained her third pass and CCD Title. She finished the day off with another pass in the afternoon. Yippee!

Trialling has not been easy for either of us but I am rapt with her progress. We've got a lot further to travel yet, but hopefully we'll travel forward together. Thanks to Val and the other patient Instructors who took the time to help us on our journey.

Elaine Longshaw

“Attention Training – (Part 1)”

From www.doglogic.com

Attention trained dogs are great to watch and fun to work with. Obedience work is the most obvious beneficiary of Attention Training. But, Breed Handling also benefits greatly from an Attention Trained dog. Imagine not having to toss bait onto the ring floor, but quietly asking your dog for a stack? People are greatly impressed by a dog who watches its trainer and the overall impression you create as a team in the ring can make a difference between a good score and a Win! I can tell you a bit about the mechanics involved and what the training should do for you in the long run.



This article will deal with the concept of Attention. What we are looking for from our training is anticipation and excitement on the dog's part. A willingness to be right where you expect him to be and happiness about the whole process. On our part, we must pay TOTAL attention to our dog when we are working, and handle him properly. It is our responsibility to use our feet, hands and body language correctly so that our dog clearly understands our intentions.

Objects of Attention

Attention training begins with finding an “Object of Attraction” that will make your dog watch you. This object may be food, a squeaky toy or some other small item your dog will flip over. By this I mean, that short of a locomotive running him over, he'll keep this item in his sight at all times because he WANTS it.

The next step is finding a method of getting your dog UP, or excited. I use a rope toy of sufficient size to be able to play roughly with my boy without losing fingers. A tug of war game or fetch and shake game will usually get him going and make his tail wag.

Stationary Attention

Since your dog won't have a clue what you are up to at this point, it is best to start Attention training ONLY while stationary. Not until you have his unwavering attention for three minutes with various distractions should you consider doing any heelwork. If you are already doing heelwork lay off for a while and concentrate on other training such as downs, sits and other non-heeling exercises.

Begin your training sessions in a distraction free environment. The best way is several times a day for 5-minute sessions. Use new words for this exercise. “Dog's name”, “Ready” or “Watch”. For heeling in motion, if you now use “Heel”, use another word for this type of Head Up heeling. We want no association with the old head down heeling at this point.

So, start each training session by playing with your dog for a good 5 minutes or so to get him excited. Then gently break away from playing and go to heel position next to your dog and ask him to sit. Keep your body straight when doing any Attention training work. This means that your shoulders are square and you are facing the same direction as your dog. The only part of you that should be looking at your dog is your face.

Positioning of Leash Handling

Hold your leash (1-2 foot length) in your right hand close to your waist, above the dog's head. Hook your fingers in your waistband if need until you get used to not moving your hand. Keep the leash taut, not tight and if your dog is tall, under his chin with the left hand on the leash.

Now that you are in the correct position, your goal is to GET and KEEP your dog's attention as long as you are in this position. From now on, you must never assume the heel position without expecting and GIVING complete attention. If you plan to gab or party while in the middle of working, release your dog, or place him in a down out of heel position.


Attention Training – Part 1 (continued)

Eye contact

OK, lets get your dog to look you in the eyes. Sound simple? NOT! But with a little help from a toy or food, the going gets lots easier. I like thinly sliced hot dogs, well roasted in the Microwave, paper towel dried and frozen. A handful of these doesn't smell much or leave greasy marks on your clothes, but a mighty tasty to your dog and fit nicely in your mouth for storage. If you choose a toy, use a small squeaky that you can conceal easily in your hand. Let him see it and squeak it as his reward, then hide it when you want him to watch.... Remember make this a fun GAME!

Standing in the correct heel position, hold a small handful of the tidbits in your left hand (right hand if your dog is really tall). Let him see one piece held between your thumb and index finger. Turn the palm of your hand out toward your dog and hold it at your eye level (so that he must look at your eyes to see the food) and keep it **CLOSE TO YOUR BODY**. (Remember to keep your body straight, shoulders in line with your dogs'). Say "Ready", "Watch" or whatever your word for attention will be. This will be your cue word later during your competitions, to get him up and ready to work, so get comfortable with it. Pass the food by your dog's nose to get his attention if necessary, and bring it back to eye level. Keeping your hand close to

your body, lower the food just enough so that he has to **REACH** for it, release the food into his mouth and return your hand immediately to the starting position. The minute his eyes track back up to your face or immediately if they never left, praise him with a really happy voice!! Practice moving the food in your hand from your palm to finger tips quickly, with no breaks so that you can keep him on tiptoes at this point.



Repeat the ready, food, praise routine until you are down to the last piece of food in your hand. Separate the food rewards by a few seconds when you start. As you progress you will be able to stretch the time between showing him the treat and giving it to him longer and longer. You will be able to tell when your pushing it, so back off. The goal here is to keep his eyes on you. If you start to lose him, get his attention back then give him a reward immediately.

Praising him each time he looks at your eyes is **CRUCIAL!** At the beginning (for the first few weeks) do not correct for looking away. Just bring the food by his nose and back to your face. Keep up a running conversation with him at this point. Use a happy light tone of voice, and lots of smiles. Praise with a very **HAPPY** voice when he looks you in the eye again. The last piece of food should be given with much praise, a then a release word such as "Okay" or "Great". Use this word as a release word from now on. Play again at the end of each session for a short time and then let him go be a dog for a while.

Work with this until your dog will keep his eyes on yours for at least 20 seconds with requiring a piece of food to get his attention. Do not rush this stage please. Any mistakes we make here will cost you points and attention later.

Moving Attention

The next step (in a few weeks) once your are sure he is watching you with **FULL ATTENTION** is to rotate out in front of him toe to toe, while keeping his eyes on yours. Reward him when you are directly in front, keeping his attention. Feed him a few more bits keeping your hand close to your body, and then rotate back, still keeping his attention. If at any time your feel that you are losing attention, fall back a step or two, get him back where you want him, then move forward some more. Again, it is crucial you do not rush, this is the basis for everything you will teach from now on.

Don't rush it for now, just concentrate on maximising the time between pieces of food, and keeping his eyes on you when you move. Keep those training sessions **SHORT** and **HAPPY!**

CANINE ETIQUETTE

All members should be aware of the need for canine social skills before, during and after Class. Your dogs are your responsibility and canine etiquette and lifestyle skills are just another part of the learning process.

Don't make the mistake of assuming that because in your eyes, your canine companion is the most sociable creature going, that all dogs are the same. Or, that your sweet social companion is really the angel you imagine. By observing the social skills below your four-legged friend will become the welcome visitor, instead of the one you wish to avoid.



- Not all dogs like the “in your face” attitude of other dogs. Having another dog bound at them face on and putting paws on the back are considered very bad manners in dog terms and usually result in an angry response, particularly from a more mature dog. Sadly, it is often the mature dog that is labelled an angry dog and one to be avoided, when all he/she is really saying is - “where are your manners?”
- Not all dogs like their space invaded and some don't like the space of their handler invaded either, as they often feel the need to be protective, again resulting in an angry response.
- “Eye-balling” (the fixed stare) is also unacceptable behaviour, as this is seen as a challenge in dog terms and particularly if one or both dogs tense their body, raise up on their toes and generally make themselves look more threatening. Unless you are constantly aware of your dog's behaviour these early signals can go unnoticed, resulting in two dogs lunging at each other. By being vigilant you can avoid these situations by turning your dog away, breaking the eye contact and giving him/her something to do like a sit, drop or stand and then rewarding for the attention he/she has paid to you.
- If you would like your dog to meet another dog, sit your dog beside you and ask the handler if it is okay, before releasing your dog to play. If the answer is “No” please respect the owner's decision as there is probably a very good reason, which may not be obvious.
- Do not allow your dog to approach a dog that is tied up and unattended.
- If you are talking, always be aware of what your dog is doing at the end of the lead. Often we become so involved in our own social activity that we forget that our four-legged friend has his or her own social activity going on at the same time at the end of the lead.



AGILITY CLASSES

Many of you have probably seen the Agility Classes at work in the chain ring each Sunday and perhaps have thought about joining us at some time. If so, you may be interested in the following information about Agility Classes at Geelong Obedience Dog Club.

If you and your dog would like to experience the fun of Agility you need to ask your Instructor to sign a form stating your dog is over twelve months old and is effectively under control off lead. Your dog needs to be fit and not overweight.



Having handed your permission form to one of the Agility Instructors you are now ready to join the next intake of Agility enthusiasts in the Agility Foundation Class which gives you the opportunity to work on fostering handler/dog relationship, developing the dog's confidence and initiative, developing the dog's rear end awareness, increasing handler control in an off lead situation and learning many of the directional and targeting skills needed in Agility. This is all done without the distraction of 'real' Agility equipment but does make use of a variety of everyday props.

When you have completed the Agility Foundation Class you can move into the Beginner Agility Class. In this Class you and your dog will learn how to negotiate the various pieces of Agility equipment correctly and safely.

In the Intermediate Agility Class you will focus more on handler skills, which enable you to direct your dog through a series of obstacles and to encourage it to work at some distance from you. At the same time you will continue to work with your dog on its speed and accuracy over the equipment.

Our Advanced Agility Class participants in this group usually rotate around three exercises designed to develop further their skills in directional work, distance work, equipment discrimination work and increasing the dog's speed and accuracy.

If, by this stage, you and your dog have really become addicted to Agility, you might like to compete in Agility Trials.



You don't have to aspire to Trialling your dog in Agility. You would be just as welcome in the Agility Classes if your aim is only to have fun and do something different with your dog.

We look forward to seeing you soon!

Trish





THE
ANIMAL
REHOMING
SERVICE

For further information, please log onto www.tars.org.au
*The Animal Rehoming Service Inc. is a registered charity.
Donations over \$2 are tax deductible. (ABN: 51 275 837 567)

EQUIPMENT SHOP

Come in and see Alex for all your training needs - leads, collars, head halters, toys, etc



Club Caps and Beanies \$13.00. Also, Club vests and jackets available

Dog's Life Magazine current issue available



All Natural Dog

Homeopathic & Naturopathic remedies and Grooming Products formulated especially for dogs containing only All Natural Ingredients.

Remedies for allergies, ear infections, worms, heartworm, arthritis, cancers, behavioural problems and over 100 more.

Avoid the toxins and chemicals in drugs.

VISA, Mastercard, Paypal & Direct Deposit accepted.

Heal Your Dog the All Natural Way

www.allnaturaldog.com.au

WE NEED YOUR HELP AT OUR TRIALS
Saturday 10th July & Sunday 11th July 2009

On Saturday 10th July & Sunday 11th July our Club will be holding 4 Obedience Trials. This will be a very busy weekend and we really do need your help. Obedience Trials are a great spectacle, but also very labour intensive, so if you would like to learn more about this particular canine discipline, here is your opportunity. Please tick a box where you will be prepared to offer an hour's service to your Club and

return it to the Office by Sunday 4 July 2009

- Working Bee - Saturday 3th July - 9.00am onwards** - clean up of grounds, checking equipment, general preparation for trial etc
- Working Bee - Friday 9th July - 5.00pm** - setting up rings, bins etc, cleaning and setting up hall

Ring Stewards - 12 needed each Trial -

Saturday - Morning Trial - required from 8.30am to 1.00pm approximately. Breakfast will be provided. Must be VCA Members

Saturday - Afternoon Trial - required from 1.00pm to 4.30pm approximately. Lunch will be provided. Must be VCA Members

Sunday - Morning Trial - required from 8.30am to 1.00pm approximately. Breakfast will be provided. Must be VCA Members

Sunday - Afternoon Trial - required from 1.00pm to 4.30pm approximately. Lunch will be provided. Must be VCA Members

Parking Attendant - *Saturday* - required to help with car parking duties from 7.00am for approximately 1 hour

Parking Attendant - *Sunday* - required to help with car parking duties from 7.00am for approximately 1 hour

Raffle Stewards - *Saturday* - 2 or 3 required during the day to assist our Raffle Steward and to walk around selling tickets

Raffle Stewards - *Sunday* - 2 or 3 required during the day to assist our Raffle Steward and to walk around selling tickets

- Grounds Assistants** – *Saturday - Morning* - required from 7.00 am until lunchtime.
Lunch provided
- Grounds Assistants** – *Saturday - Afternoon* - required from 3.30pm. Afternoon tea provided
- Grounds Assistants** – *Sunday - Morning* - required from 7.00 am until lunchtime.
Lunch provided
- Grounds Assistants** – *Sunday - Afternoon* - required from 3.30pm. Afternoon tea provided
- Canteen Helpers** - required from 7.00 am to 5.00 pm (approx) - roster is available, if you can only help for an hour. Duties include selling food, assisting with Judges/Stewards lunches.
Day available: _____ *Time available:* _____
- Cake Stall Steward** – *Saturday* - someone to take charge of the Cake Stall or two people to share the day. Required from 9.00 am to approximately 3.00 pm
- Cake Stall Steward** – *Sunday* - someone to take charge of the Cake Stall or two people to share the day. Required from 9.00 am to approximately 3.00 pm
- Donations of cakes, slices, muffins etc for sale on the Cake Stall. Need to be delivered to the Club by 9.00 am
(To comply with health regulations, donations must be labeled and ingredients listed in order from largest amount to smallest amount, thank you)

NAME: _____

PHONE NUMBER: _____

There will be no normal Classes on Sunday 11th July