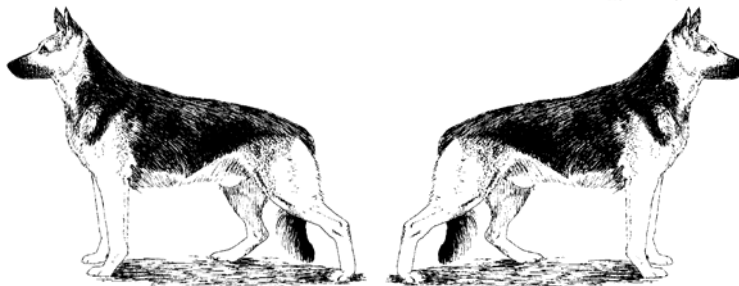






FAITHFULLY YOURS



ESTABLISHED 1954

Incorporation No A5419H

ABN 79 874 613 605



Geelong Obedience Dog Club Inc
Breakwater Road, Belmont Common
GEELONG VIC 3220
Phone: 5243 4555

July 2010
Issue No
212

GEELONG OBEDIENCE DOG CLUB INC

Patron – Mr Fred Lehrmann

Office Bearers for 2009/2010

PRESIDENT	Jim Ball	52 484 154	Public Officer
VICE-PRESIDENT (1)	Sandy Malady		Training
VICE-PRESIDENT (2)	Lyn Wills	0407 846 590	Administration
SECRETARY	Karen Millard	52 672 618	
TREASURER	Heather Cook	52 296 867	Property Officer
TRIAL SECRETARY	Tina Button	0414 363 556	
GENERAL COMMITTEE	Kathy Taylor	52 411 886	Canteen Manager
	Theo Rain	0425 172 964	Equipment Manager
	Victor Douglas	52 415 401	Grounds Manager
	Pam Convery	52 414 786	Hall Manager
	Vacant		Publicity Officer
	Alex Shackleton		Shop Manager
NON-COMMITTEE	Tina Button	0414 363 556	Training Supervisor
	Christine Jagtenberg	0438 414 917	Membership Officer
	Pam Convery	52 414 786	Minutes Officer
	Robyn Youl		Librarian
	Stephen Eldridge		Assistant Librarian
	Vacant		Raffle Steward
	Pam Convery	52 414 786	Newsletter Editor
	Brendan Jagtenberg	0410 261 393	Webmaster

The opinions expressed in this Newsletter are those of the authors and do not necessarily reflect the opinion or policy of the Editor or the Geelong Obedience Dog Club Inc. All Committee and Sub-Committee reports bear the name of the respective Club Officers. The Editor and/or Committee reserves the right to correct, alter, re-arrange or refuse, without prejudice, any copy submitted for publication.

Weekday Office Hours:- Thursdays, 2.00pm to 6.30pm

All correspondence should be addressed to:-

THE SECRETARY
PO BOX 186
GEELONG VIC 3220

If you would like to contribute articles etc. for publication in “Faithfully Yours”, please forward them to The Editor, c/- the above address, hand in at the Office or email to **Pam Convery at janelle.convery@bigpond.com**

Please remember the closing date for all Newsletter items is the 15th of each month

Club website – www.godc.org.au



CLUB CALENDAR

July

Friday	9 July	Working Bee. To be advised.
Saturday	10 July	OPEN OBEDIENCE TRIALS
Sunday	11 July	OPEN OBEDIENCE TRIALS. NO TRAINING
Thursday	15 July	Newsletter closes for articles, reports, etc
Sunday	18 July	PROMOTION DAY
Monday	19 July	Instructor's Meeting - 7.30 pm
Sunday	25 July	Normal Training. Class 1 Intake. Puppy Intake for fully vaccinated puppies under 6 months

August

Sunday	1 August	Normal training. Newsletter available
Tuesday	3 August	General Meeting – 8.00 pm unless otherwise advised
Sunday	8 August	Normal training
Sunday	15 August	Normal training. Newsletter closes for articles, reports, etc
Monday	16 August	Instructor's Meeting – 7.30 pm.

CLUB INSTRUCTORS

<i>Vice President (Training)</i>	Sandy Malady
<i>Training Supervisor</i>	Tina Button
<i>Assistant Training Supervisors</i>	Victor Douglas Vacant

Obedience

Joan Brophy	Leonie Kelleher	Colin Humphreys	Val Moeller
Kim Ciezarek	Helen Read	Kath Devlin	Desma Dickeson
David Gravalin	Christine Jagtenberg		

Trainee Instructors

Lisa McNamara	Lyn Wills	Simmon Hellebrand
---------------	-----------	-------------------

Agility

Trish Gavaghan	Glenys Murray	Alex Shackleton
Simmon Hellebrand	Lyn Wills	Anne Macrae
Vanessa Bridges	Tam Dixon	

OLD FUNNIES



An elderly gentleman had serious hearing problems for a number of years. He went to the doctor and the doctor was able to have him fitted for a set of hearing aids that allowed the gentleman to hear 100%.

The elderly gentleman went back in a month to the doctor and the doctor said, "Your hearing is perfect. Your family must be really pleased that you can hear again."

The gentleman replied, "Oh, I haven't told my family yet I just sit around and listen to the conversations. I've changed my will three times!"

REPORTS REPORTS REPORTS REPORTS

President Report

Well, I guess July is upon us. Please give some thought to helping out at our Trial this month. I know help is required in the Canteen, so if you can help out please see Kathy and ask as to what help you can give her.

Later this month the new Class structure will start and I hope it goes well.

For those of you who have not renewed your Membership, it is time to make up your mind as at the end of this month you will incur a joining fee. I hope you don't forget or say that you weren't reminded as it will be your own fault. You have been given two months in which to decide.

Also you need to think about next year, if you are going to stand for one of the Committee positions.

Finally, I will remind you that the Instructors are all volunteers and give freely of their time and effort. So please be considerate of them and call the Club if you are unable to attend Classes.

Jim Ball - President

Library News - Book Review

Purchased by Committee.

Canine Behaviour. Insights and Answers. [2nd ed.]

By Bonnie V. Beaver, DVM, MS, Dipl.ACVB.

President of the American Veterinary Medical Association, Professor Community Practice Dept. Small Animal Clinical Sciences Texas A&M University..

The author's aims for this text are twofold.

1. Assist in gaining further insights into the dog's communicative, social, sexual, ingestive, eliminative, locomotor, grooming and sensory behaviours.
2. Provide practical information to veterinarians for the diagnosis and treatment of various canine behavioural problems.

Thus its primary target is veterinary professionals rather than the average dog owner. This is reflected in the highly technical language and precise terminology used to convey information. A highly educative but difficult read.

CHAPTER 3; CANINE COMMUNICATIVE BEHAVIOUR: A PART SUMMARY/STUDY GUIDE.

Because people use language to communicate with dogs it is important to be consistent in word & voice quality when giving commands. Often the dog actually picks on a body language message rather than a verbal one.

VOCAL COMMUNICATION:

As a result of selective breeding of domestication, the dog is significantly more vocal than the wolf.

BARK:

Most commonly associated with: 1.greeting 2.play solicitation 3.alarm 4.hunting 5.tracking 6.herding 7.vocal alerting 8.defense 9.threat 10.care seeking 11.distress 12.contact seeking 13.group vocalisation. On average, dogs bark 0-8 times when owners are home.

COUGH;

Can be used by dogs as a threat or warning, or in defensive situations.

GROAN:

Sound - like a hand saw cutting wood. An acute distress call.

REPORTS REPORTS REPORTS REPORTS

GROWL:

1.alarm 2.defense 3.distress 4.greeting 5.group vocalisation 6.submission 7.threat/warning.

GRUNT:

Newborn puppies - no protest sound. 1.greeting 2.care seeking 3.contact.

Adults: Usually associated with the animal being stroked or held by its owner.

HISS:

Sound of air being forced through the nose. 1.submission.

HOWL:

1.contact seeking 2.greeting 3.submission.

4.Group Vocalisation: [a] show pack affinity [b] display of strength [c] spontaneous group howl [d] warning [e] show of group power towards strangers approaching.

Pet dog: Howling: to a wailing siren - responding to an approaching stranger.

: to owner's voice/musical instrument - joining in vocalisation of others in its pack.

MEW/CLICK:

Distress call of newborn - seeking mother or littermate contacts. In pain.

MOAN:

1.situations of apparent pleasure involving owner contact.

PANT:

1. play solicitation 2.stress.

SCREAM:

1.distress 2.pain 3.showing submission.

SNEEZE:

1.excitement 2.soliciting play.

TOOTH SNAP:

1.soliciting play 2.defense 3.threat.

WHINE/WHIMPER:

Mainly signifies distress. 1.care seeking 2.contact seeking 3.defense 4.greeting 5.group vocalisations 6.pain 7.soliciting play 8.submission.

YAWN:

1.stress 2.anxiety - not boredom or sleepiness as happens in people.

YELP:

1.greetings 2.soliciting play 3.distress 4.pain 5.submission 6.contact seeking 7.defence.

A Summary of the next section of this chapter: **POSTURAL COMMUNICATION** is not needed as the Library has plenty of handouts available on this topic: Body Language/Dog Language/Canine Body Talk etc, that covers this simply and clearly with easy to follow illustrations. We had no material on Vocal Communication. Next FAITHFULLY YOURS you will be able to discover how dogs communicate by scent.

Robyn Youl - Librarian

AGILITY NEWS

This wintry weather really sorts out the keenest aAgility devotees, doesn't it? It's not easy to leave a warm house and face the cold, wet and windy weather conditions that seem to accompany much of our training and Trialing these days. Training has been late starting the past few Sundays while we have waited to see if it was going to be too wet to go ahead. Well done to those of you who have pushed yourselves in an effort to maintain consistency in your training by turning up each week regardless of the weather.

The Trialers have also put up with some pretty awful conditions lately. Is there anywhere colder than Ballarat in winter? Nevertheless, a number of us rugged up recently and drove there through the fog in order to pursue our sport. For most of the morning we couldn't see much beyond the Trial ring and when the fog

REPORTS REPORTS REPORTS REPORTS

finally lifted the showers set in. No sign of any sun at all but lots of conversations about the warmest and most water-proof articles of clothing. Despite the difficult conditions quite a few Geelong members lined up again the next day – a hardy lot!

Maybe it was the cold weather that brought out the best in some of our Trialers. There were a number of personal bests and goals achieved but special mention must be given to Leah Stones and Bandit who not only gained the long awaited ‘final pass’ for their Title but also a number of other passes to seal a very successful weekend. Congratulations also to Sally Hunt and Ruby for their achievements on the Saturday – another personal best.

It’s good to see the Agility resource material being borrowed from the library. Remember, there are quite a few DVDs and magazines that might offer you just the help you need for specific problems. The “In Focus” series of DVDs is aimed at building a good foundation, getting more speed out of your dog, and connecting with the out of control dog. Something for everyone in this series!

In the May issue of “Clean Run” you will find Part 3 of the series of articles on teaching your dog to love toys. For those of you who are having trouble getting your dog’s focus off your hand and on to the upcoming obstacle, this could be just what you need.

“The Start Line is the First Obstacle” is another very useful article in this issue which will help you train your dog to line up before the first obstacle without you having to manhandle it into position.

There are not many Trials scheduled for July but good luck to those of you Trialing at Sunbury, Bendigo, Bacchus Marsh and Berwick.

Trish Gavaghan – Agility Instructor

GROUND'S MANAGER AND EQUIPMENT MANAGER

Flag poles are being repainted and halrads, hooks and pulley replaced. Blue stone driveway to be upgraded and inside of Off lead area to be repaired in hand with Council. Gas heater are to be checked again on Wednesday.

Theo has upgraded two Cable Drums for use in Agility. Grass will be cut for Trial weekend and L Wong is accessing the viability of making trolleys for Agility Equipment.

V Douglas – Ground’s Manager

T Rain – Equipment Manager



Upcoming Trials-August 2010

SAT 7	STATE OBEDIENCE CHAMPIONSHIPS TRIAL 1 & OBEDIENCE DOG OF THE YEAR COMP.	DOGS VICTORIA
SUN 8	STATE OBEDIENCE CHAMPIONSHIPS TRIAL 2	DOGS VICTORIA
SAT 14	DOUBLE OPEN AGILITY/JUMPERS TRIAL	DALMATIAN CLUB
	TRACKING TRIAL	GERMAN SHEPHERD DOG CLUB
	OBEDIENCE & AGILITY TRIAL	WANGARATTA KENNEL & OBEDIENCE CLUB
	RETRIEVING TRIAL	LABRADOR RETRIEVER CLUB
SUN 15	TRACKING TRIAL	GERMAN SHEPHERD DOG CLUB
	OBEDIENCE & AGILITY TRIAL	WANGARATTA KENNEL & OBEDIENCE CLUB
	RETRIEVING TRIAL	LABRADOR RETRIEVER CLUB
MON 16	TRACKING TRIAL	GERMAN SHEPHERD DOG CLUB
SAT 21	RETRICTED TO GROUP 3 OBEDIENCE TRIAL	GORDON SETTER CLUB
	TRACKING TRIAL	TRACKING CLUB OF VICTORIA
SUN 22	DOUBLE OBEDIENCE TRIAL	BENDIGO OBEDIENCE DOG CLUB
	TRACKING TRIAL	TRACKING CLUB OF VICTORIA
MON 23	TRACKING TRIAL	TRACKING CLUB OF VICTORIA
SAT 28	DOUBLE AGILITY TRIAL	HASTINGS & DISTRICT OBEDIENCE DOG CLUB
	OBEDIENCE TRIAL	WESTERN PORT OBEDIENCE DOG CLUB
	STATE TRACKING TRIAL	DOGS VICTORIA
SUN 29	OBEDIENCE TRIAL	MOORABBIN & DISTRICT OBEDIENCE DOG CLUB
	STATE TRACKING TRIAL	DOGS VICTORIA
MON 30	STATE TRACKING TRIAL	DOGS VICTORIA



Good Morning

What is an Obedience Title, Really

by Sandy Mowery of Highland, Wis.

Not just a brag, not just a stepping-stone to a higher title, not just an adjunct to competitive scores, a title is a tribute to the dog that bears it, a way to honour the dog, an ultimate memorial. It will remain, in record and in memory, for about as long as anything in this world can remain. Few humans will do as well or better.

And though the dog itself doesn't know or care that its achievements have been noted, a title says many things in the world of humans, where such things count. A title says your dog was intelligent and adaptable and good-natured. It says that your dog loved you enough to do the things that pleased you however crazy they may have sometimes seemed.

And a title says that you loved your dog, that you loved to spend time with it because it was a good dog, that you believed in it enough to give it yet another chance when it failed, and that, in the end, your faith was justified. A title proves your dog inspired you to that special relationship enjoyed by so few; that in a world of disposable creatures, this dog with a title was greatly loved and loved greatly in return.

And when that dear, short life is over, the title remains as a memorial of the finest kind, the best you can give to a deserving friend, volumes of praise in one small set of initials after the name. An obedience title is nothing less than love and respect given and received and permanently recorded.



WANTED: Labrador & Golden Retriever volunteers for a research project

My name is Diane van Rooy. I am a Veterinarian undertaking a Masters research project on genetics of separation-related distress in dogs. Affected dogs show physical and behavioural signs of distress in the absence of their owner, with the most common signs being barking, howling, destruction, pacing, house soiling, escape attempts and self trauma. Anyone who has had a dog with separation-related distress knows how devastating it can be for both dog and owner.

If we can identify the genes involved, we can potentially help breeders select against the disorder. We could identify at-risk dogs before they show signs, possibly preventing the onset with early management. This project could even help develop more specific medications to improve the quality of life of affected dogs.

We are looking to recruit Labradors and Golden Retrievers and we need dogs that show signs of separation related distress and those that do not.

What's involved?

We will ask you to fill in a questionnaire that will assist us to determine if your dog will be helpful to our research. Depending upon your responses in the questionnaire we may also be collecting a DNA sample from your dog. Most dogs will have a sample taken. This procedure will cause minimal discomfort to your pet.

Anyone happy to be involved can email me at diane.vr@sydney.edu.au or phone 0423 087 823.

This project is being carried out by The Faculty of Veterinary Science at the University of Sydney.

UNDERSTANDING TRAINING METHODS

WHY TRAIN?

Training opens the communications channels and strengthens the relationship between dog and handler.

It is particularly important when multiple dogs are owned, for pack peace that the dogs be trained. Having good verbal control enhances your position in the pack as leader, and allows you to interrupt and refocus when squabbles occur in the dog pack.

HOW TO TRAIN

For a dog to repeat a behaviour, there must be a pleasant consequence in it for the dog. Training should be fun. Good leadership is necessary for the dog to feel safe. Finding out about a particular dog will allow the owner to reward appropriate behaviour and deflect inappropriate behaviour by refocusing the dog on something that will bring reward.

REWARDS

Can be anything the dog desires. Company, touching, play, treats, interaction games etc.

NO REWARD MARKER

A cue that shortcuts a behaviour.

Could be "Wrong", "Too Bad", "Ah". Said without emotion this sound will come to mean – You got it wrong. Teach this sound to your dog.

Put this in place to let the dog know that continuing a particular action will be a dead end with no positive result.

DOGS WILL BEHAVE LIKE DOGS.

Healthy dogs need to bark, chew, dig, tear and run around. These are natural dog behaviours. You need to teach the dog what behaviour is appropriate in what place. Most of the behaviours we want are not natural to the dog and need to be trained.

MANAGEMENT is the key to living with a dog successfully

Training plus management is the answer to most household problems.

Keep door and gates shut. Pick up and put away valued objects, have the dog on lead when away from home. Train don't complain.

PUNISHMENT for an action or a failure to respond to a command does not work well, as it happens after behaviour.

Punishment can cause aggression and is not very specific. The dog may connect the punishment with the presence of the owner, and not the action that caused the punishment. Continual punishment is abuse.

OPERANT CONDITIONING – is called so because the dog you are training can (operate on) manipulate his environment by his behaviour. B F SKINNER a 1930s behavioural scientist defined these principles. There are four principles in operant conditioning. These are: -


1. Positive Punishment: - the behaviour of the dog makes something happen which the dog will not like. The dog jumps on the bed it is scruff shaken and put outside. What it learns may be stay off the bed or it may learn not to get on the bed when someone is home.
2. Negative Reinforcement : The dog's behaviour makes something undesirable go away. The dog is on a check chain and pulling. He stops pulling and the choking stops.

Previous to 1985 dog training was based on BF Skinner's positive punishment and negative reinforcement. This method of training had been practiced since the last world war (military training- master slave training), and has worked well enough with enough dogs to be considered successful. However many dogs have not done well with this training and many owners do not like to punish their dogs in order to train them.

TODAY we know there is a more effective method of training and that is Positive Reinforcement Training, using the B F SKINNER'S remaining two principles.

3. **Positive Reinforcement:** the behaviour of the dog brings something the dog likes. Dog sits and it is allowed inside. Dog sits it is greeted. Dog sits and it is touched. Dog sits, it is given a treat.
4. **Negative Punishment:** The behaviour of the dog makes something desirable go away. The dog jumps around when the owner goes to put the lead on for a walk. The owner goes inside and dog has no walk.

Positive Reinforcement Training, has become the norm with intelligent owners in the last 15 years. Positive trainers think that we, as the more intelligent species should be able to get the dog to give the behaviour we want, without the use of force. We reward the desired behaviour which increases the likelihood that the behaviour will be repeated (Positive Reinforcement). Using no reward (Negative Punishment) for behaviours we do not want, the behaviour decreases in frequency, because there is nothing in it for the dog. Using positive reinforcement coupled with negative punishment and management the dog is trained, retains its own personality and has a good relationship with the owner and other humans. This is the basis of Positive Reinforcement Based Training today.



Trial Results

Bellarine Dog Activities Group - NADAC Agility Trial = Geelong 22nd May

C Sparks	Lacey	Elite Jumpers	3 rd Place	NQ	
		Open Agility - 1	2 nd Place	Q	
		Open Agility - 2	3 rd Place	Q	
		Novice Touch N Go	2 nd Place	Q	
		Open Tunnelers	1 st Place	Q	
Lee-Ann O'Brien Handled by P Gavaghan	Gemma	Chances Novice		Q	
		Regular 1 Novice Jumpers Open	1 st Place	Q	
		Regular 2 Novice	1st Place	Q	
		Touch N' Go Novice		Q	
		Tunnelers Open	2 nd Place	Q	
Susan Axe	Hector	Regular 1	2 nd Place	Q	
		Regular 2	3 rd Place	Q	
		Tunnelers		Q	
P Gavaghan	Star	Novice Jumpers	1 st Place	Q	
P Gavaghan	Meg	Novice Tunnelers	1 st Place	Q	
P Gavaghan	Meg	Novice Touch n Go		Q	
Heather Cain	Ned	Novice Regular 1	1 st Place	Q	
J Convery	Mason	Chances Novice		Q	
		Jumpers Open	3 rd Place	Q	
		Regular 1 Novice	3 rd Place	Q	
		Regular 2 Novice	2 nd Place	Q	
		Touch N' Go Novice	3 rd Place	Q	★
C Sparks	Lacey	Novice Hoopers	1 st Place	Q	★
		Novice Hoopers Title: S-HP-N			★
		Elite Jumpers - 1	3 rd Place	NQ	★
		Elite Jumpers - 2	3 rd Place	NQ	
		Open Agility	1 st Place	NQ	
Open Tunnelers	1 st Place	Q			

Action Dogs NADAC Agilty Moorabbin Trial 29th May

V Bridges	Bryce	Open Jumping	1 st Place	Q	★
		Outstanding Open Jumpers title O-OJC			
		Open Hoopers	2 nd Place	Q	★
		Open Hoopers title HP-O			★
Susan Axe	Hector	Jumpers	3 rd Place	Q	
		Tunnelers	2 nd Place	Q	
		Hoopers		Q	
J Convery	Mason	Hoopers Novice	4 th Place	Q	
		Jumpers 1 Open	1 st Place	Q	★
		Regular 1 Novice	2 nd Place	Q	
		Tunnelers Novice	6 th Place	Q	
		Novice Tunnelers Title			★

Trial Results

NADAC Agility Trial - Ballarat Saturday 5th June

Susan Axe	Hector	Jumpers	3 rd Place	Q	
		Regular 1	4 th Place	Q	★
		Weavers		Q	
		Weavers Title			★
L Stones	Bandit	Regular 1 Novice JH	1 st Place	Q	
		Regular 2 Novice JH	1 st Place	Q	
		Touch N' Go Novice	3 rd Place	Q	
C Sparks	Lacey	Open Chances	-	Q	
		Elite Jumpers	3 rd Place	NQ	
		Open Regular – 1	2 nd Place	NQ	
		Open Regular – 2	1 st Place	Q	
		Novice Weavers	2 nd Place	Q	
V Bridges	Bryce	Novice Weavers	1 st Place	Q	★
		Outstanding Novice Weavers title O-WV-N			
		Open Jumping	1 st Place	Q	★
		Elite Tunnelers	1 st Place	Q	
		Elite Tunnelers Title TN-E			★
S Hunt	Ruby	Jumpers Novice	1 st Place	Q	
		Regular 2 Novice	2 nd Place	Q	
		Weavers Novice	6 th Place	Q	

NADAC Agility Trial - Ballarat Sunday 6th June

L Stones	Bandit	Regular 1 Novice JH	1 st Place	Q	
		Jumpers Novice JH	1 st Place	Q	
		Regular 2 Novice JH	1 st Place	Q	
		Tunnelers Novice	2 nd Place	Q	
J Convery	Mason	Hoopers Novice	2 nd Place	Q	★
		Novice Hoopers Title			
		Jumping Open	3 rd Place	Q	★
		Open Jumping Title			
		Regular 2	3 rd Place	Q	★
		Tunnelers Novice	3 rd Place	Q	
C Sparks	Lacey	Open Hoopers	2 nd Place	Q	
		Jumpers	3 rd Place	NQ	
		Novice Weavers	2 nd Place	Q	



MEMBERSHIP RENEWALS

Renewals will be accepted from the 1st June to the 31st July.

The Office is open each Thursday from 2.00pm to 6.30pm and it would be appreciated if you could pay Memberships at this time. If this is not suitable they can be paid Sunday mornings or sent in by post.

Geelong Obedience Dog Club
PO Box 186
GEELONG 3220

Please remember we need to sight a current Vaccination Certificate for your dog and if your dog is due for Vaccinations, the Club now requires C5 Vaccination

NOTICE OF MOTION

E Longshaw would like to submit the following motion to the General Meeting on Tuesday 3rd August, as she is tired of the flack that continually goes on with this subject year after year.

E Longshaw would like to move 'that if Geelong Obedience Dog Club Inc agrees to run a NADAC Trial in 2011 and in subsequent years, that all Geelong NADAC Members agree to assist at the Geelong Obedience Dog Club Open Obedience Trial and Open Agility Trial unless they are actually competing in the said Trials'.



ONE FOR OUR AGILITY MEMBERS

I took my dog to an agility class,
It really looked like fun!
He had so much energy
I wanted to see him run!

The first day of class
We made the dog sit / stay.
What was going on here?
I thought we were going to play!

Then we ran in circles
With the pups following behind.
What was this teacher doing?
Had he gone and lost his mind?

Next, we had the dogs
Walk through a stupid ladder
And I could feel myself
Slowly getting even madder!

When I thought we'd do the real thing
He put a board on the floor!
Well, I had just about had it
And I gave that man what for!

I went and found a place
That would let me play outside.
We climbed up the tall pointy thing
And down the other side.

Next we ran through tunnels
As fast as we could go.
When my dog tried to leave me,
I hollered at him, "NO!"

He fell off the see-saw
And now won't get back on,
When he wouldn't do the dogwalk
I knew something was wrong.

He hates to go through chutes
And on jumps he knocks down bars,
When we tried to do the weave poles
He went out to chase the cars!

The tyre is a disaster,
Lead outs are the pits.
He'll get up on the table
But all he does are sits!

This has been a big mistake
It just isn't any fun!
I should have done the basics
That the other class had begun.

I know I found it boring
And it seemed a waste of time.
Your dog is now competing
But what about mine?

He's blowing all his contacts,
At the see-saw he just hides.
I don't understand a pinwheel
And he'll only weave one side.

He runs off to chase the pigeons,
And walks across the broad.
He won't work at a distance,
And the spread hurdle – Oh my gawd!

So now that I know better,
My second dog will be
So much more prepared for the equipment,
The difference you'll really see.

It's worth the extra time
To set a good foundation,
Because later on, when in the ring,
You avoid so much frustration!

So when the teacher begs you
To do foundation work each day,
Please try to put in the effort
And an agility fan you'll stay!

Author unknown





THE
ANIMAL
REHOMING
SERVICE

For further information, please log onto www.tars.org.au
*The Animal Rehoming Service Inc. is a registered charity.
Donations over \$2 are tax deductible. (ABN: 51 275 837 567)

EQUIPMENT SHOP

Come in and see Alex for all your training needs - leads, collars, head halters, toys, etc



Club Caps and Beanies \$13.00. Also, Club vests and jackets available

Dog's Life Magazine current issue available



All Natural Dog

Homeopathic & Naturopathic remedies and Grooming Products formulated especially for dogs containing only All Natural Ingredients.

Remedies for allergies, ear infections, worms, heartworm, arthritis, cancers, behavioural problems and over 100 more.

Avoid the toxins and chemicals in drugs.

VISA, Mastercard, Paypal & Direct Deposit accepted.

Heal Your Dog the All Natural Way

www.allnaturaldog.com.au

With the year flying by, it is time to think about what your role might be in the Club in the coming year. All positions are voluntary and become vacant at the Annual General Meeting and if all positions are filled, it makes the work load much lighter. Please give it some careful thought.



Position Description – Secretary 2010/2011

1. Know and uphold the Constitution and Notice of Motion Book.
2. Keep all Club records up-to-date and accurate.
3. Check vaccination cards.
4. Organise Club Calendar dates. Suggested start and finish dates to October's Instructor's Meeting to be confirmed.
5. Deal with all correspondence and keep accurate file of In and Out going. Records to be kept for 5 years in appropriate files. Change current file to 5-year file on 1 July each year.
6. Liaison with all Club departments and keep them informed of Club business.
7. Answer telephone enquiries and inform new Members.
8. Keep stock of stationary (VCA, Trial, Awards and General).
9. Organise Club Awards and Titles gained. Keep record of Trial Results for end of year awards.
10. Organise Membership Cards to Life Members at beginning of new Financial Year.
11. Give notice of AGM and arrange for Returning Officer and Scrutineers.
12. Follow up on items dealt with at Meetings, which require further action.
13. Organise weekly announcement sheet for Classes.
14. Notify Incorporation Commission and VCA of any changes to the Constitution and submit Financial Statements, Auditors Report, New Committee, AGM minutes, etc to the VCA.
15. Organise user numbers for the Security System.
16. When flooded organise workers and alternative grounds if necessary, also newspaper notices if required.

Position Description Club Treasurer

Mick Lindsay - October 1994 - Amended January 2001

The two consistently busy Office Bearers of any Club are the Club Secretary and Club Treasurer, but often little thought is given to the position of Treasurer. Yet these two positions can make or break a Club.

A Treasurer is required to:-

- 1.1 To take care of and keep secure Club Funds and Assets.
- 1.2 To be accountable to members for the Funds and Assets.
- 1.3 To correctly record where the monies came from and to whom payments are made.
- 1.4 To inform members of the Club's financial situation.
- 1.5 To give guidance to members - e.g. to budget.

To carry out the above, the basic tasks are:-

- 2.1 The recording of various receipts.
- 2.2 The recording of various payments.
- 2.3 The recording of Club assets.
- 2.4 The preparation of Club reports.
- 2.5 The preparation of Activity reports.
- 2.6 The preparation of Annual reports.
- 2.7 The preparation of budgets.

A full copy of the Treasurer's guidelines are available from the Office.

Position Description - 1st Vice-President 2010/2011

It is preferable that the Vice-President is/or has been an Instructor of the Club and have an understanding of various training methods to assist Members, as well as be aware of the current training regulations of the Club.

Duties:

- To promote responsible training and pet ownership.
- To recruit Members to become Instructors
- Assist the Training Supervisor in the training of new Instructors
- To assist in the organization of workshops and seminars.
- To hold up to date copies of rules and regulations of VCA competitions. I.e. obedience, agility/jumping, herding, tracking.
- To act as mediator if any complaints or disputes arise
- Attend Committee and Instructor Meetings

Position Description – 2nd Vice President 2010/2011

1. Keep accurate register of all keys and key holders
 2. At the end of Financial Year distribute inventories and ensure all departments complete stocktake where required – Canteen and Equipment Shop
 3. Organise any notices for the newspaper
 4. Organise get-well, wedding, engagement, sympathy, new baby, 21st birthday, 50th birthday cards/flowers for Members. Only Instructors and Committee receive flowers. General Members get cards
 5. Attend Committee and General Meetings
-

Position Description – Trial Secretary 2010/2011

1. Arrange Judges and VCA Representatives for each Trial well in advance, preferable contract both for the entire year in early October. Contracts to be sent and record kept of acceptances and refusals
2. Draft Schedule, Judges white contracts and cheque to be sent to the VCA in time for Schedule to make the Gazette, e.g. July Trial, if the closing date is in July, schedule is advertised in June, closing date for the Gazette is 1 February.
3. Keep record of ribbons, sashes and all stationery required for Trials.
4. Order Trophies, ribbons, sashes as required for each Trial. (Sashes have braid, ribbons don't)
5. Discuss working bee dates with Grounds Manager. Arrange announcements or handouts to Members notifying them of dates.
6. Arrange for Stewards list to go out early, approximately 15 - 20 Stewards required depending on size and type of Trial. Let Members know via announcement sheet or handout Stewards are needed.
7. As entries arrive, list entries for catalogue (multiple entries list separate), Geelong Members list for Newsletter and Club awards, representation of breeds (if used). List specialty sashes
8. After closing date, set out catalogue and number of rings required. Discuss ring layout with Grounds Manager.
9. Write up entry fees and hand to Treasurer. Arrange Judges Fees
10. Print catalogue, write catalogue numbers and envelopes, write up ring sheets, set up Judge's folders, allocate Stewards to rings.
11. Cancel or contract Judges as per entry numbers.
12. Arrange workers for the Office to leave yourself free on the day if possible.

13. Greet judges and introduce Stewards to their respective Judge.
14. Make sure UD stewards have food refusal dishes for the ring and other Stewards have pens, etc.
15. Generally oversee the running of the Trial.
16. Assist with the presentations, help with clean up.
17. Make sure you have a correctly marked catalogue for the VCA. Must be sent, with the surcharge cheque and completed form within 10 days of the Trial.
18. Prepare list of Geelong Member's results for the next available Newsletter.
19. Order relevant Club trophies for winning Geelong Members for presentation on the first training day after the Trial.
20. Arrange engraving of relevant Club perpetual trophies within one (1) month of the Trial.

Position Description – Canteen Manager 2010/2011 General Committee

1. Keep Canteen clean (benches bleached, fridge and freezer cleaned, floors washed as required)
2. Provide coffee, tea with biscuits, soft drinks, etc on training days with help from Members on roster
3. Keep fridge and freezer stocked with food and drinks
4. Provide morning tea and lunch on days of working bees and special days
5. Cater for Trial days in Canteen with help from Members on roster
6. Take control of all stock
7. Organise roster of Canteen helpers
8. Count all money and bank proceeds
9. Write reports for Committee and General Meetings
10. Defrost freezer on a regular basis
11. Assure food safety control is adhered to and take temperatures of fridge, freezer and pie warmer and fill out temperature chart
12. Give list of "freebies" to Treasurer each month for reimbursement
13. Attend Committee Meetings, General Meetings and Working bees
14. Fill out Food Purchase records in accordance with Health Regulations
15. Ensure all records and Health Regulations Books are kept in Canteen
16. Organise Sausage Sizzle

Position Description – Grounds Manager 2010/2011 General Committee

1. Make sure the grounds are clean and ready for use
 2. Put the speakers up on a Sunday morning, clean “poo buckets”
 3. Keep the garage in order (tidy ropes, starting pegs, etc)
 4. General maintenance of the grounds (trees, rubbish, signs, fences, etc)
 5. Prepare UD boxes for Trials
 6. Organise working bees for Trials
 7. Organise, with the Trial Secretary, rings, parking etc for Trials
 8. Attend Committee Meetings, General Meetings and supply written report
-

Position Description – Hall Manager 2010/2011 General Committee

1. To ensure Hall is kept clean by sweeping, vacuuming and dusting
2. Clean windows as required
3. Remove rubbish to bin at front of building. Key is on keyring.
4. Clean toilets
5. Spray around sensors to keep away spiders
6. Set mouse traps as required or place baits where they are safe from dogs and children
7. Purchase cleaning materials, garbage bags, toilet rolls, etc. EBF account
8. Set up hall for meetings as required
9. To liase with Trial Secretary as to requirements for Trials
10. Attend Committee Meetings, General Meetings and provide written report



Changes to Class Structure commencing 25th July 2010

To All Members

As a result of our General meeting in November 2009 a proposal to change the class structures to all class levels was passed. The reason for change was as a result of surveys and feedback from you the members. This new structure will commence on the 25th July (the week after promotion day).

So what are the changes?

- A week by week schedule for all classes. All class levels will be teaching the same exercises weekly. This allows easy transition for instructors who need to fill in for a class and for members who may be absent can easily catch up
- Removal of promotion day. Handlers will need to demonstrate that the exercise can be performed successfully in class time. You will need to demonstrate each required exercise 3 times within the 9 week period. Therefore at the end of the 9 weeks if all exercises are competent then the handler is promoted. The 10th Week will be a Fun day
- A Class fun day will replace the promotion day. Certificates and ribbons will also be handed out on this day.
- Handlers who are not successful in the 9 week period then they are placed in a revision class as you have been in the past
- Classes will be more interactive with you and your instructor.
- Certain exercises have been reviewed and modified with the inclusion of new exercises.

You will be given a copy of your class plan on the first day of the new training structure on the 25th July.

So what class do I go into on the 25th July?

REVISION CLASSES

If you fail your test on promotion day or do not go for your test then you will go into a REVISION Class but will be following the NEW class plan. There is NO change to REVISION class times. Therefore Beginners, Merit and Graduate Revision will remain at the same times.

PASS ON PROMOTION DAY

Pass Beginners	→	Promoted to New Merit
Pass Merit	→	Promoted to New Graduate

This is a major change to the club and instructors. There may be some transition problems but our instructors will be feeding back to the Training Supervisor if some of the changes need to be reviewed. So we ask all members to be supportive during this time.

Regards

Training Supervisor Tina Button
1st Vice President Sandy Malady