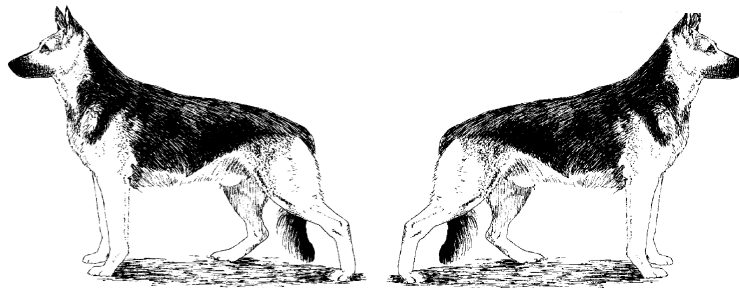







FAITHFULLY YOURS



ESTABLISHED 1954

Incorporation No A5419H

ABN 79 874 613 605



Geelong Obedience Dog Club Inc
Breakwater Road, Belmont Common
GEEELONG VIC 3220
Phone: 5243 4555

August 2012
Issue No
234

GEELONG OBEDIENCE DOG CLUB INC

Patron – Mr Fred Lehrmann

Office Bearers for 2011/2012

PRESIDENT	Leonie Kelleher	0417358149	Public Officer
VICE-PRESIDENT (1)	Colin Humphreys	52 822 683	Training
VICE-PRESIDENT (2)	Stephen Eldridge		Administration
SECRETARY	Pam Convery	52 414 786	
TREASURER	Kathy Taylor	52 411 886	Property Officer
TRIAL SECRETARY	Janelle Convery	52 414 786	
GENERAL COMMITTEE	Vacant		Canteen Manager
	Roland Linford		Equipment Manager
	Victor Douglas	0448415401	Grounds Manager
	John Taylor	52 411 886	Hall Manager
	Rebecca Kearney		Social Secretary/Publicity Officer
	Alex Shackleton		Shop Manager
NON-COMMITTEE	John Shields	52 641 002	Training Supervisor
	Christine Jagtenberg	0438 414 917	Membership Officer
	Vacant		Minutes Officer
	Robyn Youl		Librarian
	Stephen Eldridge		Assistant Librarian
	Pam Convery	52 414 786	Newsletter Editor
	Brendan Jagtenberg	0410 261 393	Webmaster

The opinions expressed in this Newsletter are those of the authors and do not necessarily reflect the opinion or policy of the Editor or the Geelong Obedience Dog Club Inc. All Committee and Sub-Committee reports bear the name of the respective Club Officers. The Editor and/or Committee reserves the right to correct, alter, re-arrange or refuse, without prejudice, any copy submitted for publication.

Weekday Office Hours:- Monday, 3.00pm to 7.00pm

All correspondence should be addressed to:-

**THE SECRETARY
PO BOX 186
GEELONG VIC 3220**

If you would like to contribute articles etc. for publication in “Faithfully Yours”, please forward them to The Editor, c/- the above address, hand in at the Office or email to [Pam Convery at janelle.convery@bigpond.com](mailto:janelle.convery@bigpond.com)

Please remember the closing date for all Newsletter items is the 15th of each month

Club website – www.godc.org.au



CLUB CALENDAR

August

Sunday	5 August	Normal training. Newsletter available
Tuesday	7 August	General Meeting – 8.00 pm unless otherwise advised
Sunday	12 August	Normal training
Wednesday	15 August	Newsletter closes for articles, report, etc
Sunday	19 August	Normal training
Monday	20 August	Instructor's Meeting – 7.30 pm.
Sunday	26 August	Normal training.

September

Sunday	2 September	Normal training. Newsletter available
Wednesday	5 September	Committee and Non-Committee nominations close
Sunday	9 September	Normal training.
Saturday	15 September	Newsletter Closes for articles, reports etc
Sunday	16 September	Normal training
Monday	17 September	Instructors Meeting – 7.30 pm.
Wednesday	19 September	Life Membership nominations close
Sunday	23 September	Fun Day including presentations. Also Induction for New Members for Beginners Class and Fully Vaccinated Puppies
Sunday	30 September	Normal Training for current Members. New Members Commence Training

CLUB INSTRUCTORS

<i>Vice President (Training)</i>	Colin Humphreys
<i>Training Supervisor</i>	John Shields
<i>Assistant Training Supervisors</i>	Kim Ciezarek Desma Dickeson

Obedience

Colin Humphreys	Val Moeller	Wendy Ganly
John Shields	Kim Ciezarek	
Kath Devlin	Desma Dickeson	David Gravolin
Christine Jagtenberg	Victor Douglas	Tony Stewart

Agility

Trish Gavaghan	Glenys Murray	Alex Shackleton
Bev Petrass	Vanessa Bridges	
Susan Axe	Carole Sparks	


Rally O

Wendy Ganly

Flyball

Sally Hunt

Nicole Timms



Position Vacant

Kathy Taylor has resigned as Canteen Manager and is taking on the position of Treasurer, so we are now looking for a Canteen Manager. Kathy is prepared to help with the shopping. If you would like further details please speak to Kathy.

REPORTS

REPORTS

REPORTS

REPORTS

Presidents Report

Well the year is flying by so quickly, so much has been happening of recent months! Welcome to all the new Members, may you enjoy your time at the Club and reach for the goals you set for you and your 4 legged friend/s.

Winter is upon us and as you are all aware we have had a few changes to training grounds, instead of cancelling training. Remember to read your weekly gossip sheet that is emailed to you on a Thursday for all important news.

A huge congratulations to those Members who recently gained passes and titles at our recent Obedience and Rally Obedience Trial, and yes that was another venue change due to our grounds being unsafe and rather wet. I have heard many comments on how smooth the transition was from our Club to Breakwater Reserve, many thanks to those Members who pitched in and helped at the working bees, transferring equipment to the grounds, and transferring back to the Club. They were long days but we all managed to pull through. A special thanks to Clive who supplied the food for the Judges, your food was enjoyed so much by the Judges Clive so thank you very much. Janelle once again ran a wonderful event, thanks Janelle for a terrific Trial. Our next Trial is coming up in September which is Rally Obedience lets try for more GODC Members in the rings.

It's getting time to put your thinking caps on in the next couple of months and start thinking what I could do for the Club! The AGM is coming up in October where all Committee and Non Committee positions become vacant, it may be time for you to become involved in your Club and take on one of the positions.

Until next time **Leonie**

Library Update:

Donations: Thanks to the generosity of Amie Hughes we have 3 wonderful additions to the library.

Cree, John. *Training the German Shepherd Dog*

Hart, Ernest H. *The German Shepherd Dog*

Saunders, Blanche. *The complete book of dog obedience. The guide for trainers.*

These donations will be reviewed in the next edition of 'Faithfully Yours'.

Periodicals:

Clean Run: June 2012: p44ff *Why Dogs Sniff and What to Do About It*. This article is about teaching your dog to ignore fabulous smells. It all about why they sniff, how handlers inadvertently create sniffing problems, techniques and exercises to 'sniff proof' while working.

Clean Run: July 2012: p28ff *Higher Than A Kite: Training the Over-Aroused Agility Dog*. Not just for agility handlers! If your dog becomes so highly aroused that it is unable to learn once it arrives at G.O.D.C. on Sunday this article can only help.

Copies of these articles from the library. \$1.50 each. Please order before class.

[If not O.K. just delete \$1.50 each. Please order before class.]

Lost Property: Please bring Lost Property to the Library! Following need owners! 1 navy

Otway w/proof jacket/1pr. red Snowgum gloves/ 2 scarves - 1 blue/1 tartan/ 1 navy med.

Bertini Windcheater/ MATS: Carpet/Towels/Sheet - blue DB on hem./ 1 red collar/ 1

webbing lead/ 1 dog frisbee/ 1 pr. wrap-around sunglasses.

Robyn Youl - Librarian

RALLY OBEDIENCE HAS TAKEN GEELONG BY STORM

By Wendy Ganly

On July 14th & 15th, 2012 the Trial Secretary, Janelle Convery and her band of helpers of the Geelong Obedience Dog Club did an amazing job during the two days to complete two Obedience and four Rally Obedience trials. Equipment, food stuff, drinks etc., had to be taken to the new site after the trial was transferred to another area. The number of entries was phenomenal. All involved in Rally never ever thought that the numbers would be so high. A lot was learnt over the weekend.

Five rings were set up for the two days with judges, stewards and the many handlers with their dogs. The ground was a bit wet underfoot but we were blessed to have nice weather for the two days. with the exception of the last class of the Sunday being the Advanced Rally Obedience, judged by Graham Eades in the rain. A total of 15 or 16 Geelong handlers and their dogs entered the four rally trials, 2 on Saturday and 2 on Sunday.

My oh My, what a result. Each and every one of them performed brilliantly by gaining passes. Most of the passes led to the girls gaining their Rally Obedience Novice Titles (RN, these letters are to follow their pedigree names along with whatever other titles they have gained). Janelle and her two Golden Retrievers and my Aussie Shepherd gained their Advanced Titles. Janelle and Trish finished up with an amazing booty by winning the rings. Me, well, all I can say is "Wow" as Gambit was able to be placed as the Highest Geelong Member on the Sunday with a score of 96.

To enter a Rally Obedience trial a person and their dog/s must be registered with the Victorian Canine Association/Vic Dogs. The owner and dog are given Registration numbers. These numbers are required for a lot of VCA activities.

There are three levels of Rally O - Novice, Advanced & Excellent. Each handler has to first enter Novice, gain three passes under two different judges, send off an application to the VCA for the dogs title along with it's pedigree certificate.

The handler has to follow a course made up of between 12 - 20 signs taken from the rally list of exercises numbered from 1 to 50 depending on what level. Each level is a bit harder than the one before.

The Washing Machine exercise had a number of Advanced class members stumped as well as the Stand from a sit along with the Off-set figure 8 with cheese in two containers that the dog is supposed to just heel past LOL. The classes are run from 10.15am - 12.something pm on Sunday mornings. Come over to the back paddock and have a look at what it is all about. I'm sure you'll want to have a go.

There is a waiting list and you will need your instructor to sign a form allowing you to join the Novice Class.

Hope to see you soon having fun in Rally

REPORTS REPORTS REPORTS REPORTS

Trial Secretary's Report

Geelong ODC ran a two day Obedience and Rally Trials on Saturday 14 July and Sunday 15 July. With entries coming in thick and fast at closing date had a total of 542 entries over the two days. The weather leading up to the Trials was not kind and left our grounds unusable for such a big event and the hunt was on for a change of venue. Geelong Council was most helpful and offered us the use of Breakwater Reserve grounds and their club house which was a huge advantage. Thanks must go to the small band of club members who came on the Friday afternoon and moved all the equipment up to the new grounds.

The Trials included the new Rally format and this was the first time that Geelong had run this event and we were a little apprehensive as to whether it would all run smoothly. With such a big entry it did same time for the Trials to be completed and Saturday night saw the last presentations completed at 7.30pm. Our club Patron, Fred Lehrmann, offered to sleep in his van on the Saturday night at the new grounds to ensure that all the equipment was safe been left out on the grounds and this was a huge time saver for Sunday morning not having to setup all the rings again.

The Trials were a huge success and would not have been so without the work of the club members who got in and helped to make things all run so smoothly. I cannot thank everyone individual as there were quite a few members who were there and worked away quietly.

Janelle Convery
Trial Secretary



Ch Goorambat The Manor CDX RA NRA AD JD SD GD SPD (Mason)
Goorambat Excalibur CD RA (Rookie)

		Mason	Rookie
1 st Pass	Saturday	99pts 1 st Place Highest Score in Trial Highest Scoring Geelong Member Highest Scoring Golden Retriever	97pts 3 rd Place
2 nd Pass	Saturday	84pts 3 rd Place	95pts 1 st Place
3 rd Pass (RA Titles)	Sunday	99pts 1 st Place Highest Scoring Geelong Member Highest Scoring Golden Retriever	96pts 4 th Place

Thanks must go to Wendy Ganly for her huge support and encouragement that has helped us to gain these titles in spectacular form.

Also must thank Leonie Kelleher who was a huge help to me in the 'office' to allow me to also be able to compete at the trials as well as be Trial Secretary.

Pam & Janelle Convery

TRIAL RESULTS

Geelong Obedience Dog Club Open Obedience & Rally Trials

Saturday 14 July 2012

Obedience

P & J Convery Ch Goorambat The Manor CDX Golden Open NQ 3rd
 RN NRA AD JD SD GD SPD Retriever Place
 Highest Scoring Geelong Member
 Highest Scoring Golden Retriever

Rally

Trial A

Mrs S Axe	Beaucroft Surf N Sun	Golden Retriever	96	2 nd	Novice
P Gavaghan	Monlaird Star Of Avalon CCD JDX SPD	Border Collie	94	7 th	Novice
Mr T & Mrs HM den Hartog	Dual Ch (T) Goldenhart Honey Bear CCD TSDX ET	Staff Bull Terrier	89	11 th	Novice
Rebecca Kearney	Lucyollie Reubinallblack	Labrador Ret	89	12 th	Novice
Margaret Brown	Tootsie Brown CCD	Associate	86	15 th	Novice
Ms GRH Murray	Lizziwell Regal Princess AD JD	CKCS	72	21 st	Novice
Elaine Longshaw	Elmaro Celtic Cross CCD	Dobermann	96	6 th	Novice
Elaine Longshaw	Coppertop Perfect Pitcha CCD	Dobermann	91	9 th	Novice
Leonie Kelleher	Brynfield Branko TD	ESS	81	15 th	Novice
Lindenbrae Kennels	Lindenbrae Tarfin Donna CDX	Border Collie	90	10 th	Novice
Lindenbrae Kennels	Ch Lindenbrae Tarfin Cazaly CDX ADX JDM JDO GD SD (AI)	Border Collie	85	13 th	Novice
P & J Convery	Ch Goorambat The Manor CDX RN NRA AD JD SD GD SPD	Golden Retriever	99	1 st	Advanced
Highest Score in Trial					
Highest Scoring Geelong Member					
Highest Scoring Golden Retriever					
P & J Convery	Goorambat Excalibur CD RN	Golden Retriever	97	3 rd	Advanced
Wendy Ganly	Poruse Diamond Dealer CD RN TD FDX DWD.s	Aust Shepherd	82	5 th	Advanced

Trial B

Leonie Kelleher	Brynfield Branko TD	ESS	82	11 th	Novice
Lindenbrae Kennels	Lindenbrae Tarfin Donna CDX	Border Collie	99	1 st	Novice
Highest Score in Trial					
Lindenbrae Kennels	Lindenbrae Tarfin Fey Conjuror JD	Border Collie	97	3 rd	Novice
Mr T & Mrs HM den Hartog	Dual Ch (T) Goldenhart Honey Bear CCD TSDX ET	Staff Bull Terrier	96	2 nd	Novice
Highest Scoring Geelong Member					
P Gavaghan	Monlaird Star Of Avalon CCD JDX SPD	Border Collie	94	3 rd	Novice
Ms GRH Murray	Lizziwell Regal Princess AD JD	CKCS	91	7 th	Novice
Mrs S Axe	Beaucroft Surf N Sun	Golden Retriever	85	13 th	Novice
Mrs DM Brooks	Yangveys Blue Sorceress	Border Collie	77	16 th	Novice
Rebecca Kearney	Lucyollie Reubinallblack	Labrador Ret	75	19 th	Novice

P & J Convery	Goorambat Excalibur CD RN	Golden Retriever	95	1 st	Advanced
P & J Convery	Ch Goorambat The Manor CDX RN NRA AD JD SD GD SPD	Golden Retriever	84	3 rd	Advanced

Sunday 15 July 2012

Obedience

Mrs S Axe	Beaucroft Surf N Sun	Golden Retriever	90	5 th	CCD
Highest Scoring Geelong Member					

Rally

Trial C

Elaine Longshaw	Coppertop Perfect Pitcha CCD	Dobermann	81	5 th	Novice
Elaine Longshaw	Elmaro Celtic Cross CCD	Dobermann	75	7 th	Novice
P Gavaghan	Monlaird Star Of Avalon CCD JDX SPD	Border Collie	96	2 nd	Novice
Highest Scoring Border Collie					
Margaret Brown	Tootsie Brown CCD	Associate	91	6 th	Novice
Mrs S Axe	Beaucroft Surf N Sun	Golden Retriever	90	9 th	Novice
Ms GRH Murray	Lizziwell Regal Princess AD JD	CKCS	86	12 th	Novice
Mr T & Mrs HM den Hartog	Dual Ch (T) Goldenhart Honey Bear CCD TSDX ET	Staff Bull Terrier	82	14 th	Novice
Rebecca Kearney	Lucyollie Reubinallblack	Labrador Ret	82	15 th	Novice
Leonie Kelleher	Brynfield Branko TD	ESS	73	16 th	Novice
Lindenbrae Kennels	Ch Lindenbrae Tarfin Cazaly CDX ADX JDM JDO GD SD (AI)	Border Collie	90	3 rd	Novice
Lindenbrae Kennels	Lindenbrae Tarfin Fey Conjuror JD	Border Collie	78	8 th	Novice
P & J Convery	Ch Goorambat The Manor CDX RN NRA AD JD SD GD SPD	Golden Retriever	99	1 st	Advanced
Highest Scoring Geelong Member					
Highest Scoring Golden Retriever					
P & J Convery	Goorambat Excalibur CD RN	Golden Retriever	96	4 th	Advanced
Wendy Ganly	Poruse Diamond Dealer CD RN TD FDX DWD.s	Aust Shepherd	81	10 th	Advanced

Trial D

Lindenbrae Kennels	Ch Lindenbrae Tarfin Cazaly CDX ADX JDM JDO GD SD (AI)	Border Collie	89	3 rd	Novice
Mrs DM Brooks	Yangveys Blue Sorceress	Border Collie	88	5 th	Novice
P Gavaghan	Monlaird Star Of Avalon CCD JDX SPD	Border Collie	96	1 st	Novice
Mrs S Axe	Beaucroft Surf N Sun	Golden Retriever	87	2 nd	Novice
Ms GRH Murray	Lizziwell Regal Princess AD JD	CKCS	87	3 rd	Novice
Rebecca Kearney	Lucyollie Reubinallblack	Labrador Ret	82	4 th	Novice
Wendy Ganly	Poruse Diamond Dealer CD RN TD FDX DWD.s	Aust Shepherd	96	1 st	Advanced
Highest Scoring Geelong Member					

Brynfield Branko TD RN

Branko came into my life as an 9 week old puppy, I had high expectations for him, we were going to do lots of different things done lots of different things We began training in Rally O Easter we entered 4 trials at we wont mention but feeling next day for another 2 trials, the day. To my surprise we beaming with pride. Eager now title I entered all 4 trials at our trial for the weekend we gained went in the ring another 2 times Thanks to Wendy Ganly for all support, and to our trialling buddies, thanks for being there offering support and guidance aswell. Now the fun begins as we train for our Advanced title.



activities. Well, we have some better than others!!! earlier this year and at KCC Park. Our first 2 trials rejected I fronted up the hoping for at least 1 pass for gained 2 passes and I was to gain that last pass for our recent trials and the first our Rally Novice title . I and we gained 2 more passes. your encouragement and

Nomination Form

Geelong Obedience Dog Club Inc Nomination Form

Position _____

Nominee _____

Signed by Nominee _____

VCA Membership No
(where applicable) _____

Nominated by _____

Seconded _____

Geelong Obedience Dog Club Inc Nomination Form

Position _____

Nominee _____

Signed by Nominee _____

VCA Membership No
(where applicable) _____

Nominated by _____

Seconded _____

Geelong Obedience Dog Club Inc Nomination Form

Position _____

Nominee _____

Signed by Nominee _____

VCA Membership No
(where applicable) _____

Nominated by _____

Seconded _____

Geelong Obedience Dog Club Inc Nomination Form

Position _____

Nominee _____

Signed by Nominee _____

VCA Membership No
(where applicable) _____

Nominated by _____

Seconded _____

Members can complete one or all of the above nomination forms, but remember if they are not filled in completely they will be invalid. Please use a separate nomination for each position. Nomination forms are to be placed in the Ballot box no later than 21 days prior to the Annual General Meeting.

General Meeting 12th June 2012

Meeting opened: 8.00pm

Apologies: F Lehrmann, L Kelleher, L McNamara, P Gavaghan, C Shields, W Ganly

Accepted: K Devlin

Seconded: V Douglas

Carried

Minutes from previous General Meeting as distributed

Accepted: S Eldridge

Seconded: E Longshaw

Carried

Business Arising from Minutes Nil

Correspondence Inward: Alcoa, Sita, RASV, C of G G, K9 Health & Grooming, Fundraiser for Geelong Hospital Kid's Ward, Heather Miller, Ricoh, Training Supervisor, Dogs Vic, Dogs Vic, Robyn Youl, Sandy Malady, Sally Hunt

Correspondence outwards: Nil

Business Arising from Correspondence

1. Alcoa re donation of \$250.00. Members agreed that the donation received from Alcoa be used to pay for the replacement of the outside sensor lights.
2. Sita bin price increase \$44.00 to \$48.00
3. RASV – Members voted not to donate Sashes to the Royal Melbourne Show this year.
4. C of G G. Insurance policy requested by C of G G has been sent
5. K 9 Health & Grooming – Members suggested that we offer K9 Health and Grooming advertising in the Newsletter.
6. Heather Miller – J Convery moved that we purchase racks for July's Rally O Trial from Heather Miller.

Seconded: A Shackleton

Carried

7. Ricoh – increase in photocopying price
8. Training Supervisor changes to Graduate guidelines. Defer to General Business.
9. Dogs Vic – Rally O Trial approval
10. Dogs Vic – President and Secretary's Conference. Attendance may be difficult as Meeting is to be held on a Sunday.
11. Robyn Youl – Thank you card
12. Sandy Malady – Thank you card
13. Sally Hunt – After some discussion Members suggested that we check with the Insurance Company regarding the Insurance coverage.

General Meeting 12th June 2012

Treasurers Report – No report

Business arising from Treasurer's Report: P Convery said that banking had been done and accounts were up to date. Asked that Members give consideration to taking on the Treasurers position as from the 1st July.

Reports

Canteen Manager – Nothing to report

Grounds Manager – V Douglas read written report. Added verbally that the key to the emergency gate on the bridge had been handed to the Club.

Hall Manager – Nothing to report

Shop Manager – A Shackleton read written report.

1

Social Secretary – Verbal report. Mini Raffle was run at the NADAC Trial and made \$40.00.

Training Supervisor – J Shields read written report.

Trial Secretary – J Convery read written report.

Sub Committee reports

Instructors Meeting - Nil

Accepted: J Taylor

Seconded: D Dickeson

Carried

General Business

1. Discussion was held regarding the changes to the Graduate Certificate. Report attached to the Minutes Book. J Convery moved 'that we accept the guidelines for the Graduate Class as read at the General Meeting'.

Seconded: D Dickeson

Carried.

As there was no further business

Meeting closed: 8.40pm

Games Dogs Love that will make both of you happier

There are many reasons to play games with your dog. It will strengthen your relationship. It will keep the dog from getting bored, which will keep him from things you don't want him doing, and make him healthier. Many of the games described here will actually help train your dog. It's important that you can establish control of your dog even when he's very excited. And finally, most people get a dog for companionship -- isn't playing with your dog the whole point? One thing to keep in mind is your attitude while playing. Most dogs will have fun if it's clear you're having fun, too.

Games as Rewards

Remember that any activity that your dog likes but which you control can be used as a reward for good behaviour. Use a favourite game like tug or fetch to reward recalls, long stays and exemplary bouts of loose-leash walking!

Hide and Go Seek

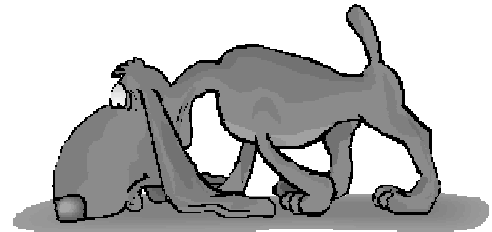
When you are out of sight of your dog, call her to you. You can either use your normal "recall" command or just her name. Be very excited when she arrives. Start making it more difficult by "hiding" behind doors, couches, etc. If she doesn't find you at first, call her again. If your dog is

very good at "stay" you can use this to keep her in place while you hide. Some dogs will use their noses for this task, others will just look. Most of them will learn a faster recall. This is a great game for kids to play with dogs, as long as the kids don't encourage the dog to chase them. (I played this for hours with my first dog when I was young!)

Treasure Hunt

Put your dog in a down-stay and place a treat (food or toy) within sight. Return to your dog and release her, and encourage her to go to the treat -- she can eat it or play with it. Repeat this, varying where you put the treat. Next time, "hide" the treat where the dog can't see it, but she can see you putting it there (behind a piece of furniture, for example).

Release her, and let her get the treat (show her if necessary). Next, hide the treat in further away, then in another room, out of sight, and if she stays in her "stay" let her find it. You can increase the distance, difficulty, and even number of treats (several small food bits) as your dog gets better at "stay". This is especially good for dogs that have begun to learn "stay" but are nervous about having their people go out of sight. (Thanks to Janet A. Smith for this one!)



Clean Up Your Toys

Get a box or bucket and collect a number of toys and other dog-safe items (don't start with things your dog likes to hoard or that you don't want them *ever* touching). Scatter the toys in a small pile on the floor. Through shaping and teasing, get the dog to pick up the items one at a time, and place them in your hand. Once the dog is lifting the items high enough to get your hand underneath to receive, you are well started. Be sure to reward each "gift" with a food treat. Make it harder and harder to put stuff in your hand, while maintaining the fun of this "return for refund" game. Each item retrieved is dumped into the bucket. The dog will leave harder ones for later, so over time make substitutions that make the items increasingly difficult for the dog. Some dogs take the leap and start putting things directly into the bucket themselves. (Thanks to Diana Hilliard for this one!)

Simon Says

If you have the right attitude, you can make obedience training a game. Let your dog prove how clever she or he is by sitting when you say, "sit", lying down when you say "down", etc. Try it when your eyes are closed, your back is to the dog, or you are in a different position like lying down or even standing on your head! Mix up "drop it", "take it/get it", "hold it", and "leave it".

Fetch

Some dogs are natural fetchers, others are not. All can learn to enjoy this game. Be sure to teach and practice "drop it" first. If your dog refuses to return the ball (and this is pretty instinctive!), or drops it too far away, end the game in disgust. Don't turn "fetch" into "keep away"! "Fetch" can be shaped by rewarding interest in a toy, then approaching a toy, then touching it, then mouthing it, then picking it up. Use a clicker to click-and-treat faster retrievers, catches in the air, or a neater return.

Tug of War

The secret to playing this game successfully is for you, the human, to control it. For this game, choose one particular toy that will be used as your tug rope (don't use one of your socks, or food items, or the leash!). Never play tug with any other toy. You start the game by picking up the toy and encouraging your dog to also pick it up. Give a particular cue that the game has started, like "Let's tug!". Some dogs will refuse to do this with you, especially if they've been punished for tugging in the past. You can start small by clicking and treating them for holding one end while you hold the other. However, tugging is instinctive for dogs (it's a cooperative act in packmate feeding) so your dog should catch on quickly. Tug a few times, then tell your dog "drop it". (You can use the same cheerful tone of voice you use for "sit" or "come"). You can reward him for dropping it with either a treat or another round of tug (preceded by "Let's tug!").

Make sure that you end the game if your dog gets too rough or agitated. Simply ask for "drop it", praise for it, and put the toy away. If the dog refuses to let go, you let go of your end and walk away (it takes two to tug). Don't try to take the toy back because that will be starting the game over. Ignore the dog if she or he tries to start the game. Wait until she or he has stopped bugging you and is doing something you want to reward (even if that's lying quietly). Practice Tug - Drop it - Tug - Drop it. If the dog starts anticipating and grabs the toy, drop your end and leave in disgust. You decide when the game is over; reward the last "drop it" and then put the toy away where the dog can't get it.

Some books will warn against this because of the fear that the dog will try to establish dominance, or that the dog will refuse to drop other items. Dogs and wolves do not try to establish dominance through tug-of-war games, and the fact that **you** start and stop it the game at **your** will maintains your "dominance". If your dog has a problem with guarding items or refuses to drop things, work on that first. One way to train "drop it" is to give the dog a large item to hold, then offer a very desirable treat in exchange. Be patient -- don't try to chase the dog around, offering the treat (why should the dog take food from you when getting chased by you is so much fun? See "Keep Away", below). When the dog goes for the treat, click as soon as the toy is dropped and give the treat. Don't grab for the toy yourself. If the dog picks it up again, try another exchange. When the dog is dropping the toy regularly, start giving the cue "drop it" before each treat offer.

Keep Away

Like tug-of-war, this is a fun game your dog will enjoy while you continue to establish control. Again, choose **one** item. Give it to your dog and give some cue like "keep away!" ([Jean Donaldson](#) and I use "I'm gonna GET ya!"). It helps to use consistent body language, too -- exaggerated stalking or reaching pose. Chase your dog, repeating your cue. End with an "OK, good dog!" and then ignore any of her or his attempts to get the game started again. Remember, **you** start the game and you end it.

Make Your Dog Welcome

I would guess that if you have a dog, you love your dog (otherwise why would you have him?). And, because you love your dog, you like to take him with you on family outings, festivals, walkathons, or other places which may allow dogs to be present. If you want your dog to be able to accompany you, you must give him the skills necessary to be kept under control and not be a safety hazard.

It is so extremely EASY to give your dog a few basic manners, so that he will be welcomed into public places. Yet, many people think that teaching ordinary control exercises are beyond their capabilities. Or, they think that obedience training is just for people who want to make a career out of it, or something.

Teaching your dog some basic manners is all common-sense stuff. You did it with your children (if you had children), and your parents did it with you. If you would have been left to your own devices and never learned right from wrong, imagine what kind of person you'd be. Yet, some people expect to raise their dogs without any "coaching" on the matter of acceptable vs. unacceptable behaviors. Your dog needs even more coaching and "parental guidance" from you, since his social background is completely different from yours. He has much more to learn. The nature of his canine upbringing automatically makes him a "delinquent" by human standards.

Accentuate the Positive

Look for GOOD behaviors and reward them. So often, we don't notice that our dog is doing ANYTHING until he is doing something BAD. Then, the screaming starts. The dog gets all kinds of attention for his misdeed, and he's thinking this is a really good way to get people to notice him. Instead, start looking for the ABSENCE of the bad behavior or the opposite of the bad behavior. If the dog is annoying you with nuisance barking, reward his silence with your praise and attention. If the dog jumps up on you to greet you and you want him to stop, reward only sitting greetings (or with all four feet on the floor) with your praise and attention.

Example: One time I had a man bring a "whiney" Labrador Retriever to the first night of my obedience class. The dog whined and barked almost continuously, and the man asked what he could do to make him stop. I'm sure he expected my answer to be some form of punishment to nip the behavior in the bud. I simply told the guy to wait until the dog went several seconds without whining or barking and to reward the silence with attention, praise and treats. Within 20 minutes, the man remarked at how unbelievable the transformation was. By the end of class the Lab was quiet as a clam, and the man thought that I was the world's best dog trainer!

Eliminate the Negative

When the dog does something you don't like, stifle your urge to react to the incident. Ignore the bad behaviors, and they will usually go away by themselves. There is no need to persist in a behavior that is not "working" in some way to gain the dog some advantage. If your dog jumps up to greet you, and you ignore him and turn away, he will try another behavior to gain your attention (like keeping his feet on the ground). Make sure you reward the more acceptable behavior when it is offered. If the dog is bored, and the behavior is self-rewarding (like barking, garbage raiding and digging), you will need to work very diligently on "rewarding the absence of the behavior" side of the equation, and on managing the dog's environment a little better.

Example: When your dog lives in relative solitary confinement, any event or change in his environment is exciting for him. Ted Turner, a whale trainer at Sea World says that when the animals are bad, the trainers must steel themselves to remain totally neutral to the event. If the trainer tried to "punish" the whale by grabbing his bucket of fish and stomping off, it would serve to amuse the animal and therefore reinforce him. Ignoring a behavior gives it zero reinforcement value.

Manage the environment.

Minimize the dog's potential for getting into trouble by removing "dog magnets" from the environment (don't leave things out for him to get into or chew up). Control the Reinforcement Value of everything in your dog's life. Everything that could be a possible reward to your dog should be strictly controlled. You want to increase the reinforcement value of rewards and interaction with you. You want to decrease the reinforcement value of squirrels, food left too close to the edge of the table, and shreddable items of your personal possession. To reduce the reinforcement value, make the items impossible to attain. Move them as far away from your dog as possible. Make the possibility of earning one of them less than remote. To increase a reinforcement value of his treats, toys, and playing with you, make these something that is more likely to be attainable.

Example: If your dog's greatest desire is to chase pigeons, then don't practice his training sessions in the park next to the pigeons. The reinforcement value of possibly getting to pounce on pigeons is far too great for you to expect him to give you his attention. Distance him from the thing he wants. This will make it less attainable. Let him see that the chance of receiving the reward of a nice piece of liver (and your attention) is far more eminent. In other words, your dog may see eating liver and playing with you as an "eight" on a scale of one to ten. Pigeons, however, are a "nine." If you want to possibly get through to your dog with any training, you must reduce the reinforcement value of the pigeons. If you can make them a "seven" by moving them out of reachable range, then your liver treats will win out, and you will have your dog's attention, and find that "teachable moment."

Put it to use today!

These basic training principles work the same on spouses, kids, and employees. Put yourself in your dog's "shoes." Do you work better for praise and attention, or for punishment and being ignored? Many bosses and parents miss the boat by not paying attention to these simple fundamentals. I had a job with a large company 20 years ago. I worked from day to day with a boss who only seemed to notice mistakes and not successes. I was loaned to another department one time, and worked under the supervision of a different person. At the end of the first day, my temporary boss took me aside and told me what a great job I had done, and named several specific things that she liked about my work. I don't know if she was telling the truth, or if it was her standard operating procedure, but guess what kind of work I did the next day, and the next? I would have just about killed myself trying to work harder for this person, because she appreciated my effort and positively reinforced it. What do you think my attitude would have been on subsequent days if she would have found fault with my work?

If you follow these three simple guidelines, you will see a behavior change in your dog. You will notice an increase in good behaviors and a decrease in bad ones, without even having to teach your dog any obedience commands. Remember that you are in control of the situation. If you notice your dog has developed a behavior that annoys you, ask yourself what the reward history of that behavior was. Make sure the behavior stops being rewarded, and replace it with a more acceptable behavior which you will reward each time you see it in the absence of the other behavior. It's amazing how many bad behaviors develop in dogs whose owners don't even realize that they are reinforcing the bad habits with their attention, when they should be rewarding the opposite thing instead.

When your dog develops a set of "manners," he will be a joy to own, and no problem to take with you in public. We do recommend basic obedience exercises (teaching your dog to come when called, walk on a loose leash and stay when told). See the pages on basic training for more information.

Train yourself to "wake up" and notice the "good stuff." Reward it when you see it. Keep everything positive. Remember that it works on dogs, children, spouses and employees. Positive reinforcement works on every organism that has a brain.

www.DogScouts.com